



Kindergarten Homework and Weekly Packet

Dear students and families 😊

I hope you are doing well, staying healthy and safe during this difficult time.

This homework packet is intended to help you pace yourself for the last 3 weeks, the goal is to continue to work on your weekly homework packets throughout the weeks and the daily journal as you would do it in class. In addition, please check out the free online resources to help you continue learning at home.

For the month of May, my goal is to stay in touch through ZOOM, please be on the lookout on your email for my invitation to zoom. I will email you to the email address that you have provided. Or you can email me so that I can have your current email address. My email: cavila@riverside.k12.az.us you can email me and I will get back to you as soon as possible.. Please do not hesitate to contact me with any questions or additional support. I also want to take the time to Thank you all for your support throughout the school year and for allowing me to be a part of your child's education.

I miss you all very much and can't wait to see you again♥

Mrs. Avila

Estimados estudiantes y familias 😊

Espero que estén bien, se mantengan sanos y saludables durante este momento difícil.

La intención de este paquete de tareas es para ayudarles a continuar el aprendizaje durante las próximas 4 semanas. El objetivo es continuar trabajando en los paquetes de tareas durante las semanas y completar las hojas de trabajo de práctica y el journal para escribir oraciones como lo haría en clase. Además, consulte los recursos gratuitos por medio del internet para ayudarles a continuar aprendiendo en casa.

Por el mes de abril, mi objetivo es mantenerme en contacto por ZOOM, por favor de estar chequeando su correo electrónico para mi invitación de zoom. Les enviare un correo electrónico al correo que me vian proporcionado antes. Mi correo electrónico: cavila@riverside.k12.az.us pueden mandarme un mensaje y se lo regrese lo antes posible. No dude en ponerse en contacto conmigo si tiene alguna pregunta o necesita asistencia adicional. Quería tomar este tiempo para agradecerles por todo su apoyo durante este año escolar, y por dejarme ser parte de la educación de su hijo/a.

Los extraño a todos y espero volver a verlos muy pronto♥

Mrs. Avila

Homework and Weekly packet for the month of May

<p><u>Letters/Sounds:</u> Short and long vowels, and diagraphs</p>	<p>REVIEW: Letters Aa-Zz, all letter names and letter sounds. Consonant, vowel, consonant blends "CVC words" a (cat, map), e (pet, men), i (lip, mit), o (top, pop), u (sun, run) and word family words.</p>
<p><u>Sight Words</u> There, find, how, now, who, your</p>	<p>REVIEW: I, am, a, one, two, my, can, see, it, the, red, green, orange, look, gray, purple, yellow, blue, pink, this, on, black, is, brown, white, like, jump, run, and, all, for, big, here, give, go, that, you, put, what, where, to, do, me, we, have, help, make, said, he, she, come, with, good, they, are, in, up, down, from, no, want, some, little, play,</p>
<p><u>Math Skill:</u> Compose and decompose, review</p>	<p>REVIEW: count to 100 by ones and tens, write numbers 0-30, identify and name all flat shapes (2D) and solid shapes (3D), addition problems (plus +) up to 10, subtraction problems (take away -), sort, graph, weight, measurement, greater than/less than, ten frame, missing addends.</p>

Week 1: May 4 th – 8 th	Letter and sound: Vowels (a,e,i,o,u) https://www.youtube.com/watch?v=dEbaEXf6BqM Sight words: there, find https://www.youtube.com/watch?v=2L3Xzd4spYE , https://www.youtube.com/watch?v=CxnolfJdkv4 Math: Compose/Decompose https://www.youtube.com/watch?v=366cj4x4DNI
<u>Monday</u> May 4 th	<ul style="list-style-type: none"> ▪ H.W- Write the missing vowel to complete each picture name. ▪ H.W-Write the missing number. ▪ ELA-Complete pages 1-2 of your weekly packet. ▪ Math-complete page 1 of your weekly packet. ▪ Writing/Reading-Write a sentence or two in your journal and read your sentence out loud.
<u>Tuesday</u> May 5 th	<ul style="list-style-type: none"> ▪ H.W- Write the missing vowel to complete each picture. Circle the correct word. ▪ H.W- Trace and write the new sight word there. Write a sentence using the new sight word and draw a picture. ▪ ELA-Complete page 3 of your weekly packet. ▪ Math-complete page 2 of your weekly packet. ▪ Writing/Reading-Write a sentence or two in your journal and read your sentence out loud.
<u>Wednesday</u> May 6 th	<ul style="list-style-type: none"> ▪ H.W- Connect, circle, find, and fill in the blanks using the sight word find. ▪ H.W- Write the missing number. ▪ ELA-Complete pages 4-5 of your weekly packet. ▪ Math-complete page 3 of your weekly packet. ▪ Writing/reading-Write a sentence or two in your journal and read your sentence out loud.
<u>Thursday</u> May 7 th	<ul style="list-style-type: none"> ▪ H.W- Say the name of each picture. Write the word on the line. ▪ H.W- Trace, write, and use sight words there and find in a sentence. ▪ ELA-Complete pages 6-7 of your weekly packet. ▪ Math-complete page 4 of your weekly packet. ▪ Writing/Reading-Write a sentence or two in your journal and read your sentence out loud.
<u>Friday</u> May 8 th	<ul style="list-style-type: none"> ▪ H.W-Write the beginning and ending sounds to complete the picture. ▪ H.W- Write the missing number. ▪ ELA-Complete page 8 of your weekly packet. ▪ Math-complete page 5 of your weekly packet. ▪ Writing/Reading-Write a sentence or two in your journal and read your sentence out loud. ▪ Don't forget to read and enjoy this time with your family ☺

Week 2: May 11 th – 15 th	Letter and sound: Diagraphs Wh , Sh, Th, Ch, Ph https://www.youtube.com/watch?v=NK8_Tvu6bJk Sight words: how, now - https://www.youtube.com/watch?v=Gbu-ekbVpHQ https://www.youtube.com/watch?v=xjQNO3SiBGk Math: Compose/Decompose https://www.youtube.com/watch?v=CYVChprgJMw
<u>Monday</u> May 11 th	<ul style="list-style-type: none"> ▪ H.W- Say the name of each picture. Circle it's beginning sound. ▪ H.W- Trace, write, and find sight word "how". Write a sentence using the new sight word. ▪ ELA-Complete pages 1-2 of your weekly packet. ▪ Math-complete page 1 of your weekly packet. ▪ Writing/Reading-Write a sentence or two in your journal and read your sentence out loud.
<u>Tuesday</u> May 12 th	<ul style="list-style-type: none"> ▪ H.W- Write the missing number. ▪ H.W- Write the diagraph to complete the picture. Color Sh pictures blue and the Wh pictures yellow. ▪ ELA-Complete page 3 of your weekly packet. ▪ Math-complete page 2 of your weekly packet. ▪ Writing/Reading-Write a sentence or two in your journal and read your sentence out loud.
<u>Wednesday</u> May 13 th	<ul style="list-style-type: none"> ▪ H.W- Read, trace, write, and circle the sight word "now". Solve the rebus. ▪ H.W- Write the missing number. ▪ ELA-Complete page 5 of your weekly packet. ▪ Math-complete page 3 of your weekly packet. ▪ Writing/reading-Write a sentence or two in your journal and read your sentence out loud.
<u>Thursday</u> May 14 th	<ul style="list-style-type: none"> ▪ H.W- Circle the first sound (diagraph) in every picture. ▪ ELA-Complete pages 6-7 of your weekly packet. ▪ Math-complete page 4 of your weekly packet. ▪ Writing/Reading-Write a sentence or two in your journal and read your sentence out loud.
<u>Friday</u> May 15 th	<ul style="list-style-type: none"> ▪ H.W- Circle the correct diagraph of each picture. ▪ H.W- Read and retell what happened in the beginning, middle, and end. ▪ ELA-Complete page 8 of your weekly packet. ▪ Math-complete page 5 of your weekly packet. ▪ Writing/Reading-Write a sentence or two in your journal and read your sentence out loud. ▪ Don't forget to read and enjoy this time with your family 😊


Week 3: May 20 th – 24 th	<p>Letter and sound: All alphabet letters (A-Z) https://www.youtube.com/watch?v=36IBDpTRVNE</p> <p>Sight words: who, your - https://www.youtube.com/watch?v=0vgkVZdDe4g https://www.youtube.com/watch?v=IWW7bLowZ4c</p> <p>Math: Review</p>
<u>Monday</u> May 20 th	<ul style="list-style-type: none"> ▪ H.W- Write the beginning and ending sound. ▪ H.W- Complete the pattern. ▪ ELA-Complete pages 1-2 of your weekly packet. ▪ Math-complete pages 1-2 of your weekly packet. ▪ Writing/Reading-Write a sentence or two in your journal and read your sentence out loud.
<u>Tuesday</u> May 21 th	<ul style="list-style-type: none"> ▪ H.W- Match the word to the picture and write the word. ▪ H.W- Trace, write, fill in, and write your own sentence using the new sight word "who" ▪ ELA-Complete pages 3-4 of your weekly packet. ▪ Math-complete pages 3-4 of your weekly packet. ▪ Writing/Reading-Write a sentence or two in your journal and read your sentence out loud.
<u>Wednesday</u> May 22 th	<ul style="list-style-type: none"> ▪ H.W- Add and subtract, then color the bear using the number key. ▪ H.W- Trace, write a sentence, and draw a picture using the new sight word "your" ▪ ELA-Complete pages 5-6 of your weekly packet. ▪ Math-complete page 5 of your weekly packet. ▪ Writing/reading-Write a sentence or two in your journal and read your sentence out loud.
<u>Thursday</u> May 23 th	<ul style="list-style-type: none"> ▪ H.W- Fix the sentence by putting a capital letter where needed. ▪ H.W- Complete the pattern. ▪ ELA-Complete pages 7-8 of your weekly packet. ▪ Math-complete page 6 of your weekly packet. ▪ Writing/Reading-Write a sentence or two in your journal and read your sentence out loud.
<u>Friday</u> May 24 th	<ul style="list-style-type: none"> ▪ H.W- Look at the picture and write the word. ▪ H.W- Count the dots and write the number on the line. ▪ ELA-Complete pages 9-10 of your weekly packet. ▪ Math-complete page 7 of your weekly packet. ▪ Writing/Reading-Write a sentence or two in your journal and read your sentence out loud. ▪ Don't forget to read and enjoy this time with your family ☺ <p style="text-align: center;">You finished Have a great summer!!!! ☺</p>

Fun and Free ways to learn from home

Formas divertidas y gratuitas de aprender desde casa

- www.ixl.com/signin/riversidets IXL MATH & ELA - use your username and password. Please contact me if you need it again.
- <https://www.storylineonline.net/> STORYLINE ONLINE
- <https://kids.nationalgeographic.com/> NATIONAL GEOGRAPHY KIDS - Science and Geography
- <https://www.starfall.com/h/index-kindergarten.php> STARFALL - educational resources
- <https://pbskids.org/> PBS KIDS - learning games
- <https://www.abcya.com/grades/k> ABCYa - learning games
- <https://classroommagazines.scholastic.com/support/learnathome.html> SCHOLASTIC - learn at home
- <https://www.gonoodle.com/> GONOODLE- fun videos to get kids moving.
- <https://www.storylineonline.net/> - free read aloud books fun and engaging

My May Journal




Name:



Draw lines and period

_____ ●

Small square box at the bottom right of the text area.



↓

Capital letter.

Small square box at the bottom right of the text area.

Large empty rectangular box for writing the narrative story.

Picture:




Draw lines and period




Finger Space:




Capital letter




Picture:



Draw lines and period




Finger Space:



↓

Capital letter.



Picture:




Draw lines and period



Finger Space:



Capital letter



Narrative Story Journal

Date: _____



Draw lines and period

_____ ●

□



↓

Capital letter.

□

Large empty rectangular box for drawing or writing.

Picture:






Draw lines and period



Finger Space:




Capital letter



Narrative Story Journal

Date: _____

Picture:



Draw lines and period

_____ ●

Finger Space:



↓

Capital letter.

Large empty rectangular box for drawing or writing.

Picture:





Draw lines and period



Finger Space:




Capital letter



Narrative Story Journal

Date: _____

Picture:



Draw lines and period

_____ ●

Finger Space:



↓

Capital letter.

Large empty rectangular box for drawing or writing.

Small horizontal lines for handwriting practice.


Small horizontal lines for handwriting practice.

Small horizontal lines for handwriting practice.

Picture:





Draw lines and period



Finger Space:



Capital letter



Name : _____

Week of May 4th-8th, 2020

Week of May 4th- May 8th, 2020	<u>Phonics:</u> Vowels (a, e, i, o, u) <u>Sight words:</u> there, find <u>Phonemic Awareness:</u> Substitute middle sounds, segment sounds <u>Comprehension:</u> Ask questions <u>Writing:</u> Sentences <u>Math:</u> Compose and decompose within 20
Monday May 4th	<ul style="list-style-type: none"> • Write the missing vowel to complete each picture name. • Write the missing number.
Tuesday May 5th	<ul style="list-style-type: none"> • Write the missing vowel to complete each picture name. Circle the correct word. • Trace and write the sight word 'there'. Write a sentence using the new sight word and draw a picture.
Wednesday May 6th	<ul style="list-style-type: none"> • Connect, circle, find, and fill in the blanks using the sight word 'find'. • Write the missing number.
Thursday May 7th	<ul style="list-style-type: none"> • Say the name of each picture. Write the word on the line. • Trace, write, and use sight words 'there' and 'find' in a sentence.
Friday May 8th	<ul style="list-style-type: none"> • Write the beginning and ending sounds to complete the picture. • Write the missing number.

Please review this page with your child

Name these letters: (Students must know them)

M	S	T	P	C	A	N	H	R	I	F	G	B	O	L
D	V	E	J	W	K	U	Y	Z	Q	X	m	s		
t	p	c	a	n	h	r	i	f	g	b	o	l	d	
v	e	j	w	k	u	y	z	q	x					

Say the sound of these letters:

Mm	Ss	Tt	Pp	Cc	Aa	Nn	Hh	Rr
Ii	Ff	Gg	Bb	Oo	Ll	Dd	Vv	Ee
Jj	Ww	Kk	Uu	Yy	Zz	Qq	Xx	

Words to know by sight: (high frequency words)


I am a my can see it the red green orange
 look gray purple yellow blue pink this on black
 is brown white like jump run and all for big
 one two here give go that you up what where
 to do me we have help make said he she
 come with good they are in down put from no
 want some little play there find

Have your child break a word into its individual sounds:


jet= /j/ /e/ /t/	sun= /s/ /u/ /n/
dog= /d/ /o/ /g/	wet= /w/ /e/ /t/
ham= /h/ /a/ /m/	ten= /t/ /e/ /n/
and= /a/ /n/ /d/	ran= /r/ /a/ /n/
dad= /d/ /a/ /d/	cop= /c/ /o/ /p/
mug= /m/ /u/ /g/	nap= /n/ /a/ /p/

Middle Sounds

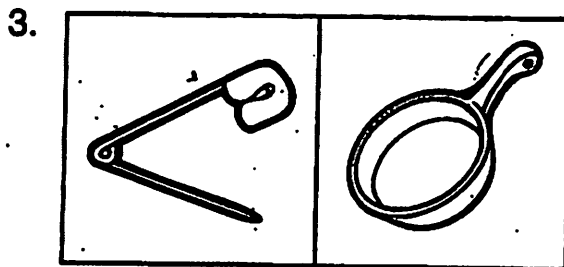
Directions: Say the name for each picture. Write the letter for its middle sound.




f _ _ n f _ _ n



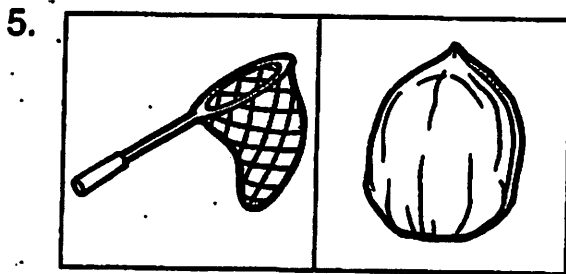
c _ _ t c _ _ t




p _ _ n p _ _ n



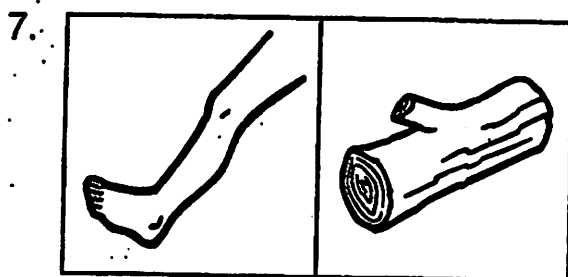
m _ _ p m _ _ p



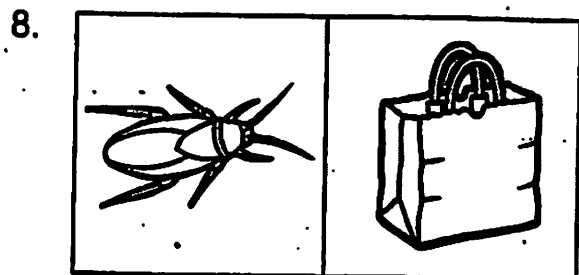
n _ _ t n _ _ t



d _ _ g d _ _ g



l _ _ g l _ _ g



b _ _ g b _ _ g

$5 + \underline{\quad} = 8$

$3 + \underline{\quad} = 6$

$2 + \underline{\quad} = 5$

$6 + \underline{\quad} = 9$

$7 + \underline{\quad} = 10$

$4 + \underline{\quad} = 7$

$5 + \underline{\quad} = 9$

$9 + \underline{\quad} = 13$

$4 + \underline{\quad} = 8$

$2 + \underline{\quad} = 6$

$6 + \underline{\quad} = 10$

$8 + \underline{\quad} = 12$

Name _____

What Is the Letter?

Look at each picture. Now look at the word below it. What letter is missing? Write the missing letter on the line to finish each word.

a e i o u



h__t



p__t



b__g




m__tt



j__t

Now Try This!

Look at the picture. What does it show? Say its name. Circle the correct word.




truck

pet


cub

cab

duck



Write your name.



Stand over there.

Trace the sight word and say it aloud.

the

Write the sight word 1-2 times.

Write a sentence using the sight word and draw a picture.

BLEND THE WORD

Draw a line to make the word "find."



WORD TIC-TAC-TOE


Circle the words "find."

-4-

five	four	five
four	dog	five
find	find	find

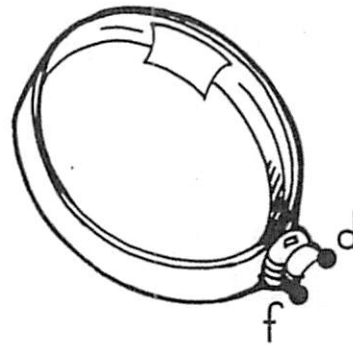
LETTER MAZE

Circle the letters that spell "find."



DOT-TO-DOT

Connect the letters that spell "find."⁻⁵⁻



FINISH THE SENTENCE

Use the word "find" to fill in the blanks. Read each sentence.

-6-

1. Did you _____ the dog?

2. Can you _____ the cat?

3. I want to _____ a good book.



Name: _____

Missing Addend

Directions: Cut out the numbers below and fill in missing addends for each number sentence.

$1 + \square = 7$	$\square + 6 = 8$	$7 + \square = 10$
$9 + \square = 14$	$5 + \square = 14$	$\square + 9 = 16$
$8 + \square = 16$	$\square + 7 = 11$	$9 + \square = 10$

1 2 3 4 5 6 7 8 9

Name: _____

Directions: Say the name of each picture. Write the CVC word on the line.



Short Vowel

Snowflakes

Trace the sight word:

there there there there there

Write the sight word:

Use the sight word in a sentence:

Trace the sight word:

find find find find find find

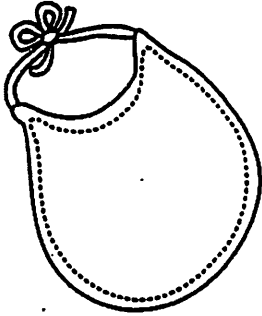
Write the sight word:

Use the sight word in a sentence:


Name _____



Look at each picture and say the word. Write the beginning and ending sounds. Color the pictures.



i




o




e




e




i




u



a



u



e

Missing Addend

Find the Missing Addend

$5 + \square = 13$

$1 + \square = 3$

$4 + \square = 13$

$1 + \square = 8$

$3 + \square = 10$

$2 + \square = 3$

$1 + \square = 4$

$9 + \square = 16$

$3 + \square = 9$

$7 + \square = 12$

$8 + \square = 15$

$6 + \square = 8$

$3 + \square = 4$

$9 + \square = 12$

$7 + \square = 11$

$4 + \square = 12$

$4 + \square = 12$


$6 + \square = 11$



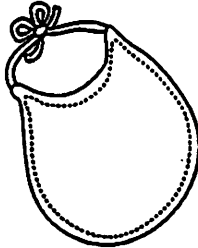
Name _____

SHORT VOWEL SOUNDS

Look at each picture and say the word. Listen for the short vowel sound. Write the letter and color the picture.




h _ n




b _ b




p _ n




w _ g



b _ d




w _ b



f _ d




v _ t



r _ p

Write your name.




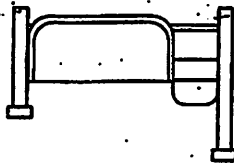

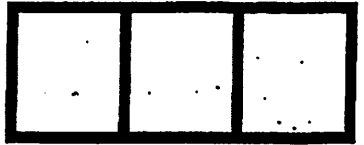
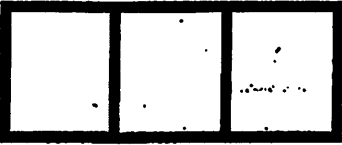
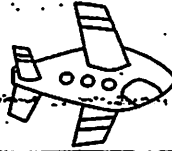
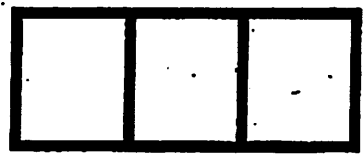
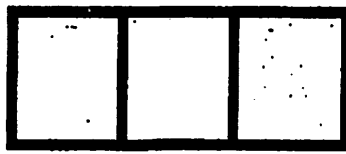
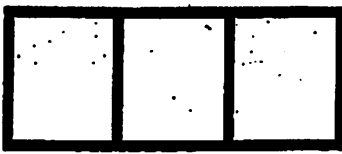
Trace the word and say it aloud.

find find find

Write the word 2-3 times.

Write a sentence using the word and draw a picture.

A large empty rectangular box for drawing a picture.




m	s	b	e	w	i	j	e	r	u
m	c	o	k	u	x	d	e	b	n
i	s	f	b	o	j	g	r	w	s
d	n	e	t	i	c	k	f	v	d
o	y	k	h	d	g	b	t	e	j
k	m	b	u	k	b	s	c	n	g
m	i	p	r	s	n	e	p	r	v
g	e	i	i	i	j	n	r	c	j

Say it, write it, find it


Name _____

SHORT VOWEL SOUNDS


Look at each picture and say the word. Listen for the short vowel sound. Write the letter and color the picture.




—
m _ g




—
f _ x




—
b _ zz




—
d _ g




—
h _ g




—
c _ p



—
s _ n




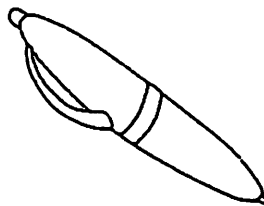


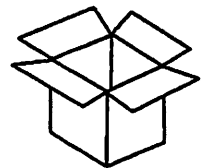













—
b _ x



—
t _ p


Name

Read the word on Santa's list. Circle the picture that matches.



WORD SEARCH

Circle the words "there."



PYRAMID WORDS

Build a pyramid for the word "there."⁻⁴⁻

1. t

2. t e

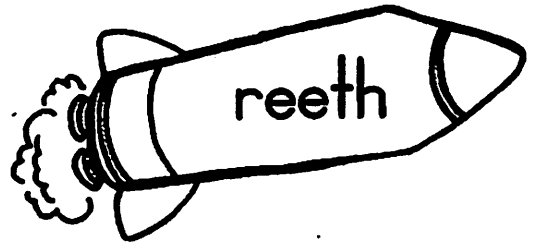
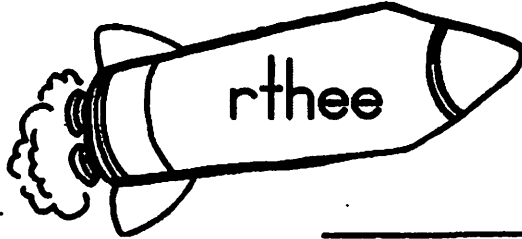


3. t e r

4. t e r e

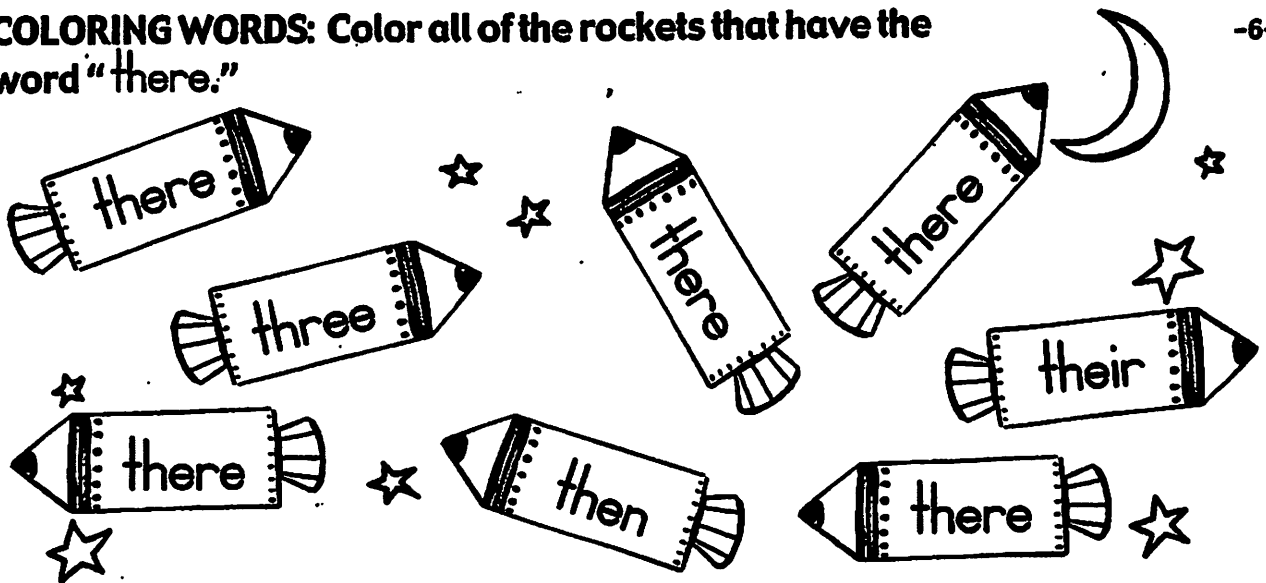
5. t e r e d

(The first letter goes on the top line. The first and second letters go on the second line and so on.)

SCRAMBLED WORDS: Unscramble the letters to spell the word "there." ⁻⁵⁻




COLORING WORDS: Color all of the rockets that have the word "there." ⁻⁶⁻




Middle Sounds

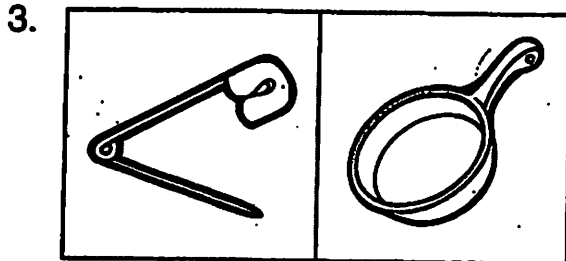
Directions: Say the name for each picture. Write the letter for its middle sound.




f _ _ n f _ _ n



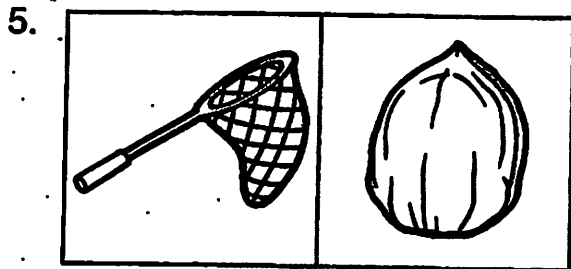
c _ _ t c _ _ t




p _ _ n p _ _ n



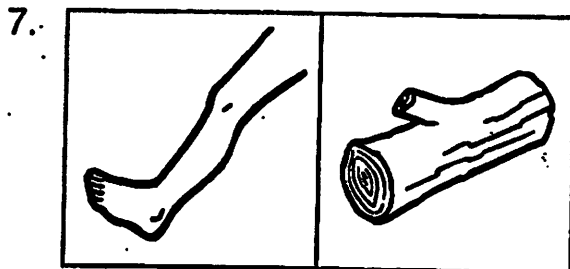
m _ _ p m _ _ p



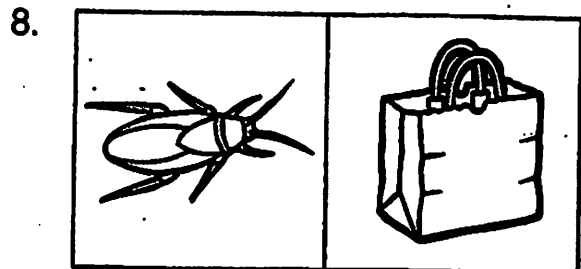
n _ _ t n _ _ t



d _ _ g d _ _ g




l _ _ g l _ _ g




b _ _ g b _ _ g

Beginning and Ending Sounds


Directions: Say the name for each picture. Write the letters for its beginning and ending sound.




___ a ___




___ i ___




___ e ___




___ u ___



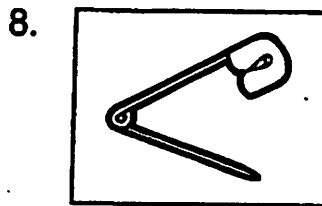
___ o ___




___ a ___



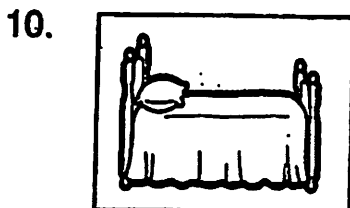
___ o ___




___ i ___



___ u ___



___ e ___



___ a ___

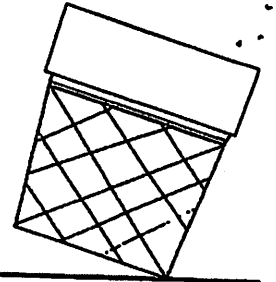


___ o ___

Name _____



What's the Scoop?



Find the missing addend.

$3 + \text{[scoop]} = 15$

$8 + \text{[scoop]} = 20$

$14 + \text{[scoop]} = 19$

$4 + \text{[scoop]} = 19$

$13 + \text{[scoop]} = 13$

$10 + \text{[scoop]} = 15$

$10 + \text{[scoop]} = 14$

$6 + \text{[scoop]} = 18$

$8 + \text{[scoop]} = 12$

$6 + \text{[scoop]} = 17$

$9 + \text{[scoop]} = 16$

$2 + \text{[scoop]} = 13$

$2 + \text{[scoop]} = 12$

$3 + \text{[scoop]} = 11$

$4 + \text{[scoop]} = 16$

missing addends 0-20

name: _____

Solve for the missing addend.

$$2 + \underline{\quad} = 18$$

$$\underline{\quad} + 15 = 20$$

$$17 + \underline{\quad} = 19$$

$$\underline{\quad} + 4 = 14$$

$$11 + \underline{\quad} = 18$$

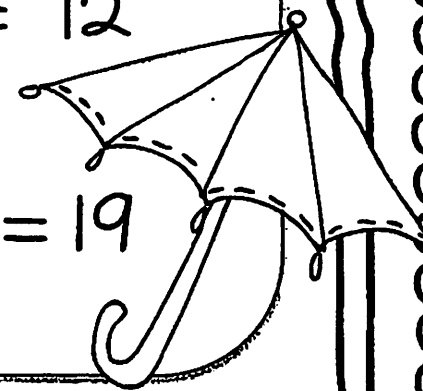

$$6 + \underline{\quad} = 18$$

$$\underline{\quad} + 13 = 20$$

$$6 + \underline{\quad} = 16$$

$$\underline{\quad} + 8 = 12$$

$$15 + \underline{\quad} = 19$$



Name: _____

Date: _____

I can find missing addends!

$4 + \square = 10$

$7 + \square = 14$

$11 + \square = 16$

$17 + \square = 20$

$8 + \square = 13$

$9 + \square = 12$

$5 + \square = 18$

$10 + \square = 19$

$7 + \square = 12$

$12 + \square = 17$

$16 + \square = 20$

$15 + \square = 18$



Be a Wise Owl

Name _____

Solve the Missing Addend

1. + 9 = 13

2. 7 + = 18

3. + 6 = 14

4. 10 + = 11

5. + 3 = 17

6. 6 + = 12

7. + 8 = 14

8. + 3 = 13

9. + 7 = 20

10. 5 + = 14



Be a Wise Owl

Name _____

Solve the Missing Addend

1. + 8 = 14

2. 7 + = 15

3. + 6 = 16

4. 10 + = 17

5. + 3 = 18

6. 6 + = 19

7. + 11 = 20

8. + 7 = 13

9. + 2 = 19

10. 8 + = 20

Name : _____

Week of May 11th-15th, 2020

<p>Week of</p> <p>May 11th- May 15th, 2020</p>	<p><u>Digraphs:</u> Ch, Wh, Th, Sh, Ph <u>Sight words:</u> how, now <u>Phonemic Awareness:</u> match & isolate middle, beginning, & final sounds <u>Comprehension:</u> story structure <u>Writing:</u> sentences <u>Math:</u> Compose and decompose within 20</p>
<p>Monday May 11th</p>	<ul style="list-style-type: none"> • Say the name of each picture. Circle its beginning sound. • Trace, write, and find sight word 'how'. Write a sentence using the new sight word.
<p>Tuesday May 12th</p>	<ul style="list-style-type: none"> • Write the missing number. • Write the digraph to complete the picture. Color the sh pictures blue and the wh pictures yellow.
<p>Wednesday May 13th</p>	<ul style="list-style-type: none"> • Read, trace, write, and circle the sight word 'now'. Solve the rebus. • Write the missing number.
<p>Thursday May 14th</p>	<ul style="list-style-type: none"> • Circle the first sound (digraph) in every picture.
<p>Friday May 15th</p>	<ul style="list-style-type: none"> • Circle the correct digraph of each picture. • Read and retell what happened in the beginning, middle, and end.

Please review this page with your child

Name these letters: (Students must know them)

M	S	T	P	C	A	N	H	R	I	F	G	B	O	L
D	V	E	J	W	K	U	Y	Z	Q	X	m	s		
t	p	c	a	n	h	r	i	f	g	b	o	l	d	
v	e	j	w	k	u	y	z	q	x					

Say the sound of these letters:

Mm	Ss	Tt	Pp	Cc	Aa	Nn	Hh	Rr	Ii
Ff	Gg	Bb	Oo	Ll	Dd	Vv	Ee	Jj	
Ww	Kk	Uu	Yy	Zz	Qq	Xx			

Say the sound of these digraphs:

Ch	Sh	Wh	Th	Ph
----	----	----	----	----

Words to know by sight: (high frequency words)

<p>I am a my can see it the red green orange look gray purple yellow blue pink this on black is brown white like jump run and all for big one two here give go that you up what where to do me we have help make said he she come with good they are in down put from no want some little play there find how now</p>


Say the following words, sound them out, and have your child say the middle sound in the word. Ex: fox, /f/ /o/ /x/ = /o/

bed, /b/ /e/ /d/= /e/	sun, /s/ /u/ /n/= /u/
six, /s/ /i/ /x/= /i/	dig, /d/ /i/ /g/= /i/
red, /r/ /e/ /d/= /e/	cat, /c/ /a/ /t/= /a/


Name _____

Consonant Digraphs ch and sh


Say the name of each picture. Circle its beginning sound.



ch sh




ch sh



ch sh




ch sh



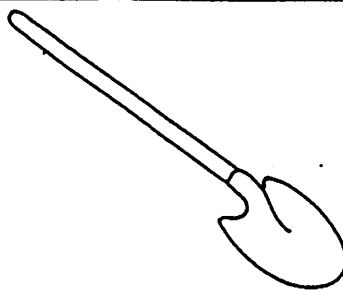
ch sh



ch sh



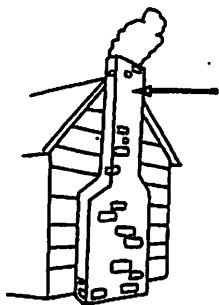
ch sh




ch sh



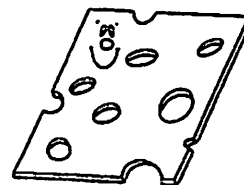
ch sh



ch sh



ch sh



ch sh

NAME: _____

Trace it.

how how how how

Write it.

Find it.

Yellow	how	yes	where	purple	how	no	red
how	people	how	was	am	we	please	how
when	orange	how	ran	ten	down	how	

Use it in a sentence.

Name: _____

Directions: Find the missing number for each problem.



Missing Addends

$$2 + \square = 7$$

$$\square + 3 = 10$$

$$7 + \square = 9$$

$$\square + 2 = 2$$

$$1 + \square = 4$$

$$\square + 4 = 6$$

$$5 + \square = 9$$

$$\square + 3 = 8$$

$$0 + \square = 7$$

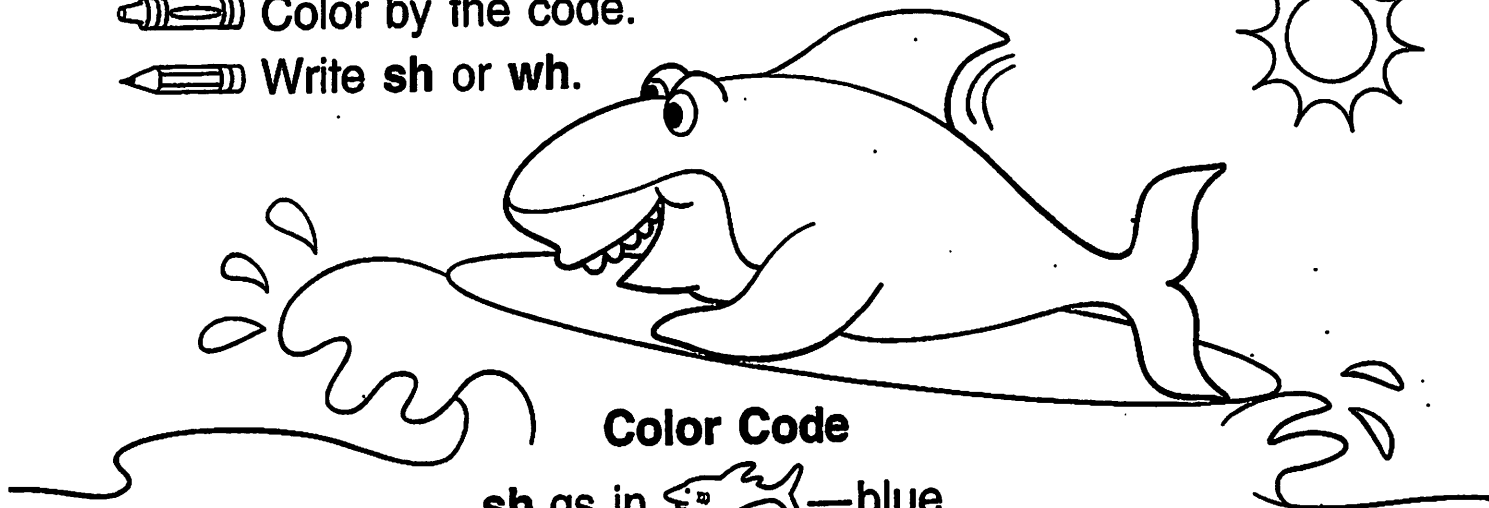

Name _____

Digraphs sh, wh

Surf's Up

 Color by the code.

 Write sh or wh.



Color Code

sh as in  —blue


wh as in  —yellow




_____irt



_____ale




_____ip



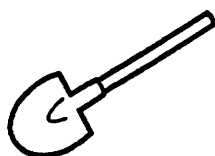
_____istle




_____eep



_____iskers



_____ovel



_____ip



_____ell

Bonus: Draw and label pictures of 4 other things that begin with sh or wh.

Name _____

now

Read

now

now

now

now

Trace

now now now now

Write

Find and circle the word **now**

now

on

our

out

our


no

now

no

now now

To solve the rebus, write the first letter of each animal



Answer key:
newt, octopus, walrus



NAME: _____

Missing Addends

Directions: Solve the problem and write the missing number in the flower.

$1 + \text{flower} = 10$

$\text{flower} + 7 = 13$

$5 + \text{flower} = 12$

$\text{flower} + 6 = 14$

$8 + \text{flower} = 15$

$\text{flower} + 2 = 11$

$4 + \text{flower} = 12$

$\text{flower} + 9 = 17$






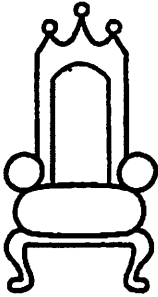









$2 + \text{flower} = 10$

$\text{flower} + 3 = 13$

$9 + \text{flower} = 16$

$\text{flower} + 5 = 15$

Name _____
Circle the first sound in every picture.

 wh ph th	 ph th wh	 th wh ph
 wh ph th	 ph th wh	 th wh ph
 wh ph th	 ph th wh	 th wh ph
 wh ph th	 ph th wh	 th wh ph
 wh ph th	 ph th wh	 th wh ph


Beginning Digraph Picture Match

Circle the correct beginning sound of each picture.




th

wh




sh

ch



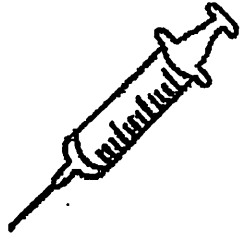
ch

ph



th

ph



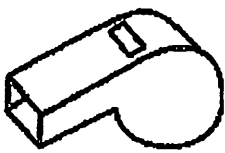
sh

th



th

wh



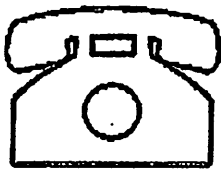
ch

wh




th

sh




wh

ph



ch

sh



ch

sh



th

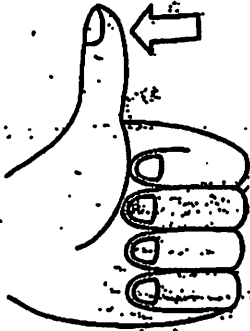
ph

Name _____

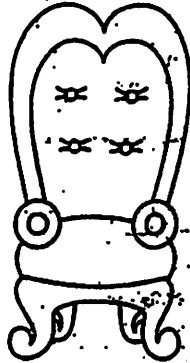
TH

Write the missing first sound.

_____ thumb



_____ throne



_____ thorn



_____ sock



_____ yarn




_____ tie




_____ tree



_____ thimble



_____ thread



TIC-TAC-TOE

Circle the letters that spell "how."

h	o	w
f	b	e
a	a	v

PYRAMID WORDS

-4-

Build a pyramid for the word "how."

1. h

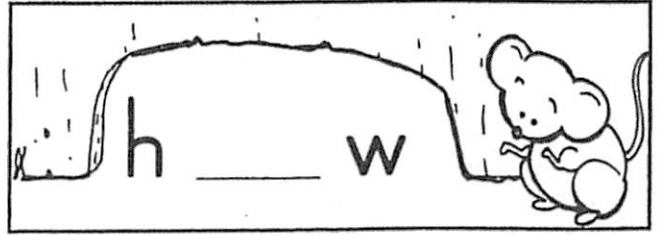
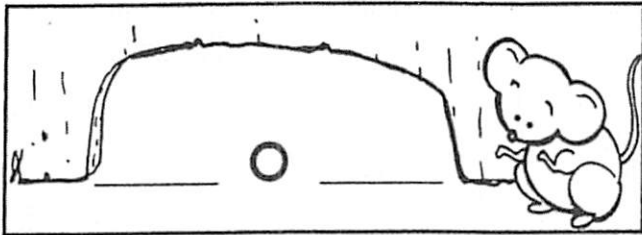

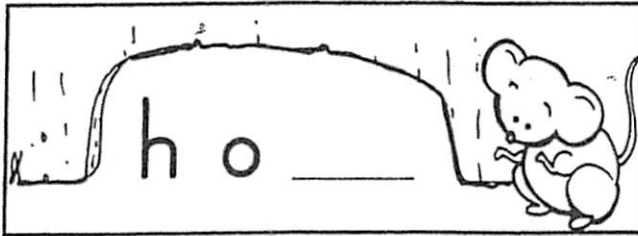
2. _____

3. _____

(The first letter goes on the top line. The first and second letters go on the second line and so on.)

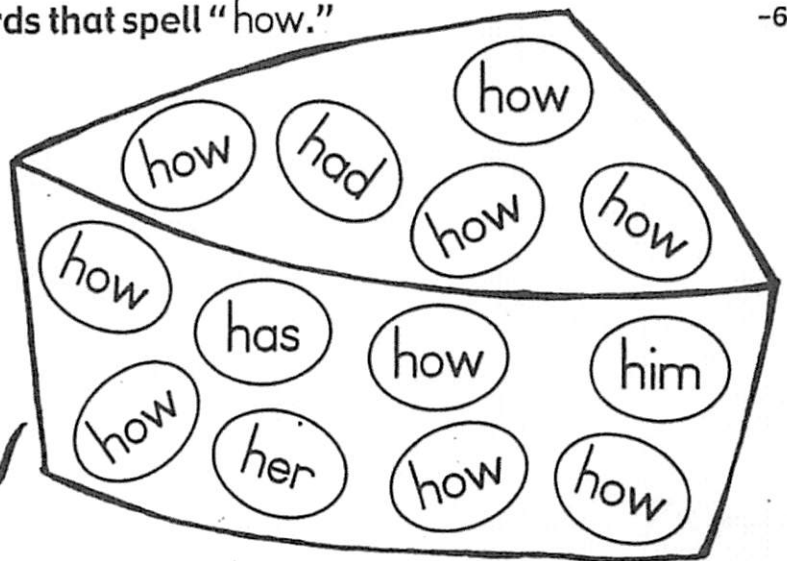

MISSING LETTERS: Fill in the missing letters for the word "how."

-5-



SPELL IT! Circle all of the words that spell "how."

-6-




Name _____

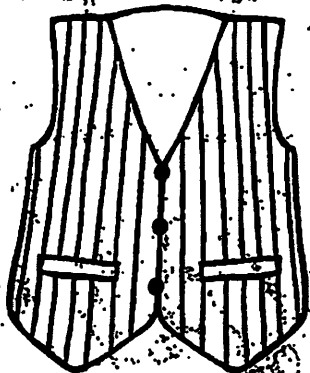
CH

Write the missing first sound.

ick




est



ite




nail



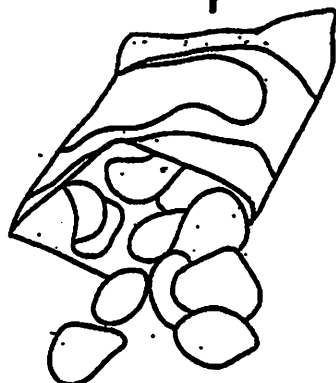
its




obot



ips



ose



amp




TIC-TAC-TOE

Circle the letters that spell "now."

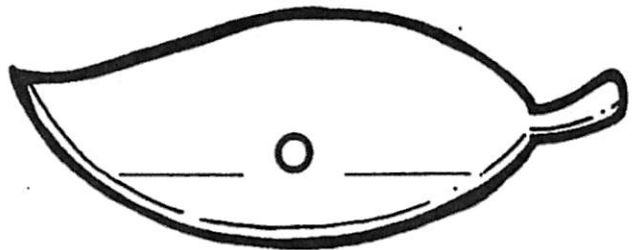
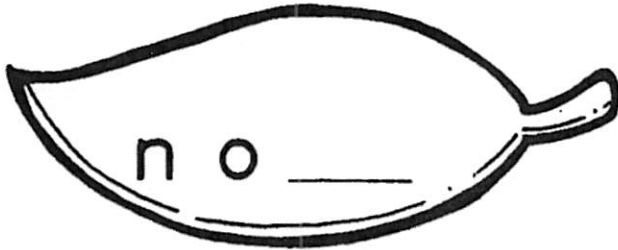
d	n	b
r	o	m
b	w	e

LETTER MAZE


Circle the letters that spell "now."



MISSING LETTERS: Fill in the missing letters for the word "now."



COLORING WORDS: Color all of the leaves that have the word "now."




Name _____

PH _____

Write the missing first sound.


oto



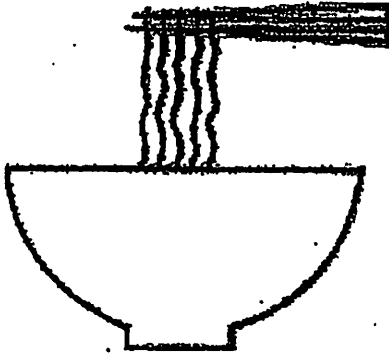
antom



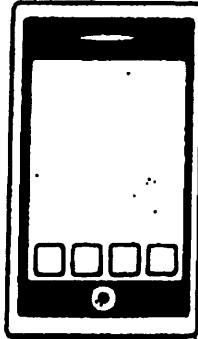
rog




o



one



love



esk



araoh



ork




Name _____

SH

Write the missing first sound.


sheep




pear



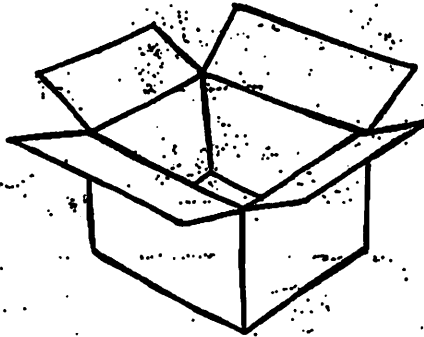
shed




shop




box




shell



ship



octopus




rock

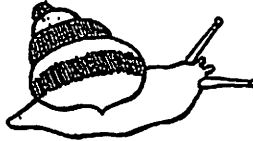



Which picture matches with the letter. Colour or circle the correct picture



ch



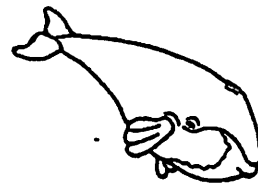

sh





th



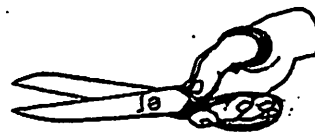

wh



ch



sh



Missing addend

Find the missing addend.

$12 + \square = 19$

$11 + \square = 17$

$13 + \square = 16$

$9 + \square = 13$

$6 + \square = 11$

$8 + \square = 15$

$5 + \square = 12$

$7 + \square = 10$

$9 + \square = 14$

$3 + \square = 7$

$7 + \square = 9$

$4 + \square = 6$

$3 + \square = 4$

$5 + \square = 8$

$1 + \square = 3$

$3 + \square = 5$

Missing Addend

Find the Missing Addend

$5 + \square = 13$

$1 + \square = 3$

$4 + \square = 13$

$1 + \square = 8$

$3 + \square = 10$

$2 + \square = 3$

$1 + \square = 4$

$9 + \square = 16$

$3 + \square = 9$

$7 + \square = 12$

$8 + \square = 15$

$6 + \square = 8$

$3 + \square = 4$

$9 + \square = 12$

$7 + \square = 11$

$4 + \square = 12$

$4 + \square = 12$

$6 + \square = 11$



Missing Addend

Find the Missing Addend

$4 + \square = 13$

$6 + \square = 11$

$7 + \square = 10$

$1 + \square = 7$

$2 + \square = 5$

$5 + \square = 12$

$6 + \square = 7$

$3 + \square = 9$

$4 + \square = 8$

$3 + \square = 11$

$1 + \square = 7$

$4 + \square = 5$

$4 + \square = 13$

$4 + \square = 5$

$1 + \square = 7$

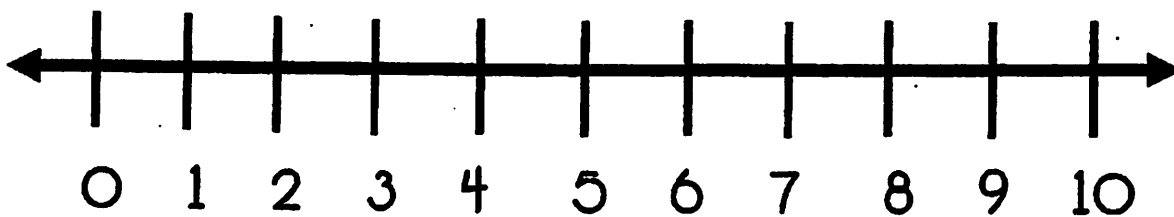
$6 + \square = 7$

$7 + \square = 9$


$4 + \square = 9$





Name: _____





Use the number line to find the missing addends.


1.  + 4 = 9


11.  + 2 = 8


2.  + 3 = 8


12.  + 5 = 8

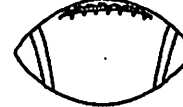
3.  + 2 = 7


13.  + 2 = 10


4.  + 4 = 10


14.  + 3 = 10


5.  + 3 = 7

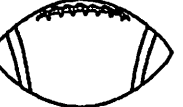
15.  + 1 = 7


6.  + 3 = 9


16.  + 4 = 7


7.  + 8 = 10


17.  + 3 = 6


8.  + 2 = 6

18.  + 3 = 4

9.  + 4 = 8

19.  + 2 = 8

10.  + 5 = 10

20.  + 1 = 10

Name _____

Missing Addends



Directions: Find the missing number for each problem.

$5 + \square = 14$

$\square + 9 = 17$

$\square + 6 = 12$

$8 + \square = 16$

$7 + \square = 11$

$\square + 6 = 15$

$\square + 4 = 13$

$7 + \square = 13$

$8 + \square = 16$

$\square + 9 = 18$

$\square + 9 = 17$

$6 + \square = 10$

$3 + \square = 10$

$\square + 7 = 14$

$\square + 6 = 13$

$8 + \square = 13$

$7 + \square = 12$

$\square + 7 = 11$

Name : _____

Week of May 18th-22nd, 2020

<p>Week of</p> <p>May 18th- May 22nd, 2020</p>	<p><u>Phonics:</u> Review</p> <p><u>Sight words:</u> who, your</p> <p><u>Phonemic Awareness:</u> substitute middle sounds, segment sounds</p> <p><u>Comprehension:</u> make inferences</p> <p><u>Writing:</u> sentences</p> <p><u>Math:</u> sequence, pattern, review</p>
---	---

<p>Monday May 18th</p>	<ul style="list-style-type: none"> • Write the beginning and ending sounds. • Complete the pattern.
--	---

<p>Tuesday May 19th</p>	<ul style="list-style-type: none"> • Match the word to the picture and write the word. • Trace, write, fill in, and write your own sentence using the new sight word 'who'.
---	---

<p>Wednesday May 20th</p>	<ul style="list-style-type: none"> • Add and subtract, then color the bear using the number key. • Trace, write a sentence, and draw a picture using the new sight word 'your'.
---	---

<p>Thursday May 21st</p>	<ul style="list-style-type: none"> • Fix the sentences by putting a capital letter where needed. • Complete the pattern.
--	--

<p>Friday May 22nd</p>	<ul style="list-style-type: none"> • Look at the picture and write the word. • Count the dots and write the number on the line.
--	---

Kindergarten Homework Packet

Please review this page with your child

Name these letters: (Students must know them)

M	S	T	P	C	A	N	H	R	I	F	G	B	O	L
D	V	E	J	W	K	U	Y	Z	Q	X	m	s		
t	p	c	a	n	h	r	i	f	g	b	o	l	d	
v	e	j	w	k	u	y	z	q	x					

Say the sound of these letters:

Mm	Ss	Tt	Pp	Cc	Aa	Nn	Hh	Rr	Ii
Ff	Gg	Bb	Oo	Ll	Dd	Vv	Ee	Jj	
Ww	Kk	Uu	Yy	Zz	Qq	Xx			

Say the sound of these digraphs:

Ch	Sh	Wh	Th	Ph
----	----	----	----	----

Words to know by sight: (high frequency words)

I	am	a	my	can	see	it	the	red	green	orange
look	gray	purple	yellow	blue	pink	this	on	black	is	brown
white	like	jump	run	and	all	for	big	one	two	here
give	go	that	you	up	what	where	to	do	me	we
have	help	make	said	he	she	come	with	good	they	are
in	down	put	from	no	want	some	little	play	there	find
how	now	who	your							

Say the following words and have your child break the word into individual parts. Ex: Cat. Your child says: /c/ /a/ /t/

cup= /c/ /u/ /p/	fed= /f/ /e/ /d/
pot= /p/ /o/ /t/	and= /a/ /n/ /d/
gum= /g/ /u/ /m/	hit= /h/ /i/ /t/=

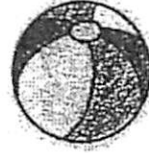


Beginning and ending sounds

Write a letter to show the beginning sound of each picture.



__ater



__all



__oor



__ouse

Write a letter to show the ending sound of each picture.



te__



bo__





gir__



bir__

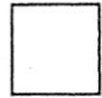

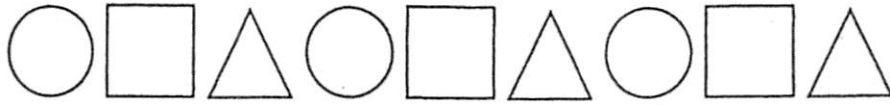
Now play the alphabet game. Say two words that start with a, such as ant and as. Next, say two words that start with b, then c. Say two words for each letter of the alphabet, ending with z.



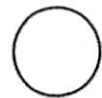
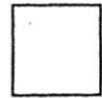
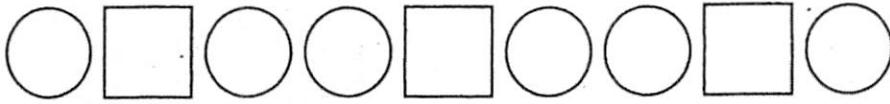
Name _____

Identify and Extend Patterns

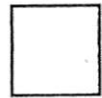
1



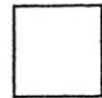
2



3



4



DIRECTIONS 1–4. Use figures to identify the pattern. Circle the figure that most likely comes next in the pattern.

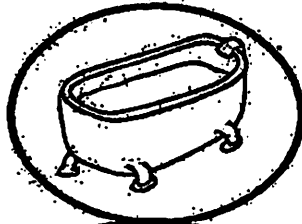
Name _____

Date _____

CVC word and picture matching

Draw a line to match the word with the picture. Write the word.

cat




cap




cat

tub



pen



lip



fox




tap



Name: _____

who




Who will set the table?

Trace the word and read the word out loud.

who who who who

Write the word and read the word out loud.

Cut out the letters at the bottom of the page and paste them in the right squares to complete the sentence:



_____ will set the table?

Write your sight word on the blank lines to complete the sentence:

_____ will set the table?

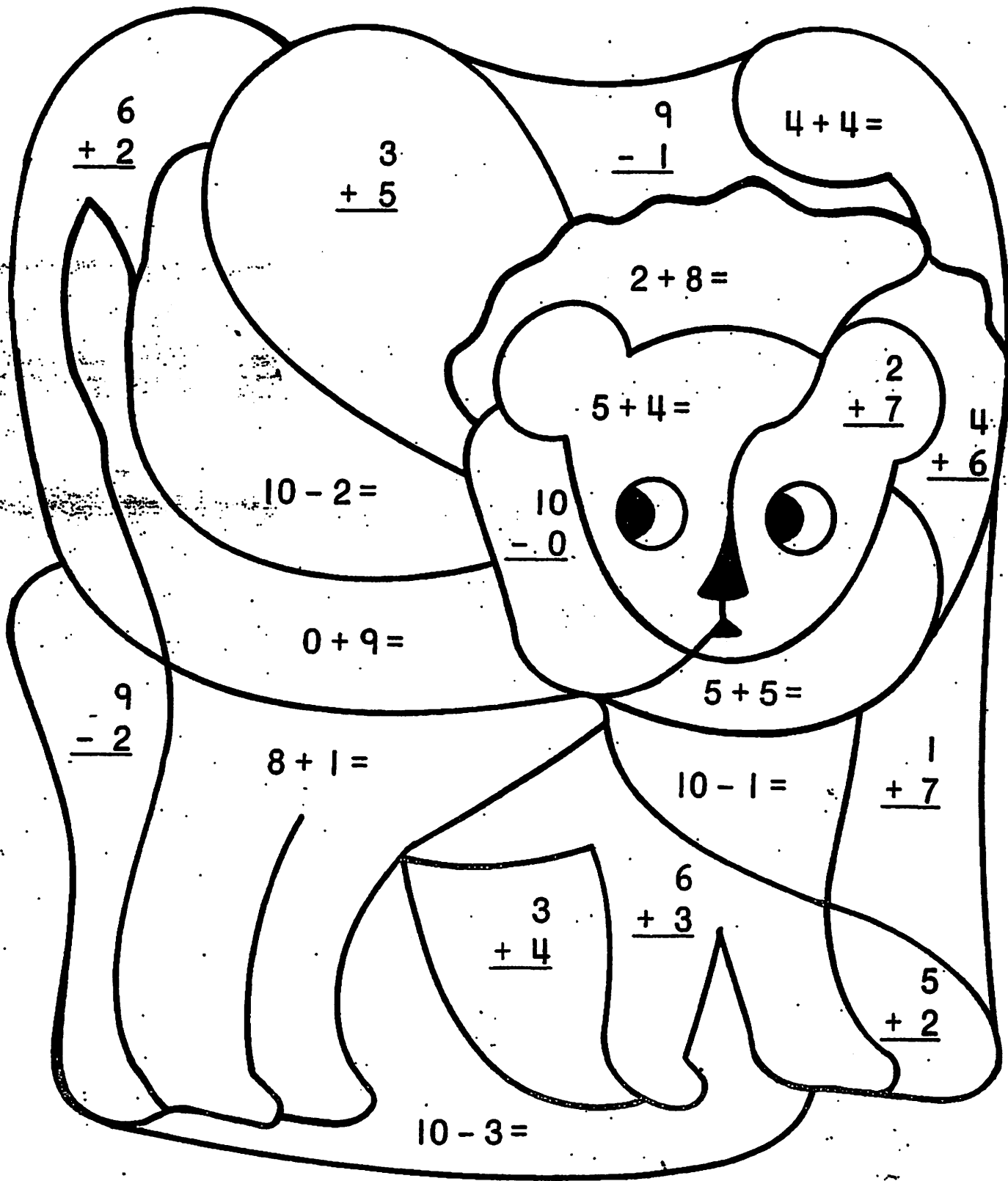
Write a sentence using your new sight word and read it out loud.

Copyright © 2012 Erica Made Designs, LLC - www.confessionsofahomeschooler.com


Cut out letters -> ✂



7 8 9 10
green blue yellow brown



Write your name.



Trace the word and say it aloud.

your your your

Write the word 2-3 times.

Write a sentence using the word and draw a picture.

Name: _____


Capitalization

Print out each sentence putting in capital letters where needed:

1 i saw shrek.



2 i read dear zoo.



3 cal loves candy.



4 jon has a treat.



Name _____

Patterns and Positions

1



2



Copyright © Houghton Mifflin Company. All rights reserved.

Directions: Have children find and circle the picture that continues the pattern. Then ask them to draw the pattern.

Say it - Write it

Short Vowels 2

Name: _____

a



e



i



o



u

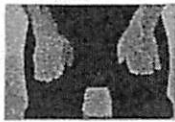


Say it

Write it


Say it

Write it


















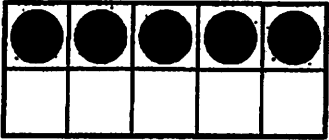






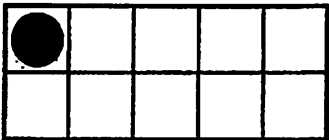





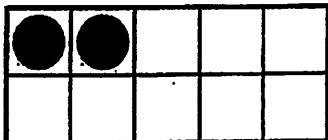
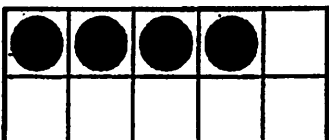





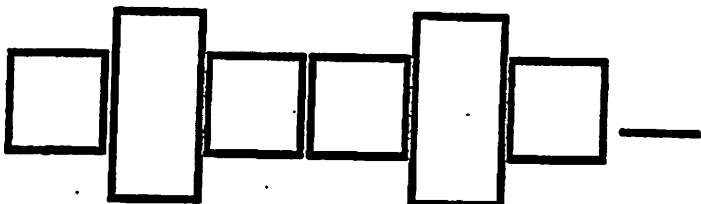
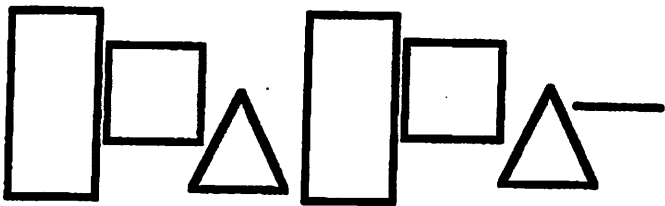
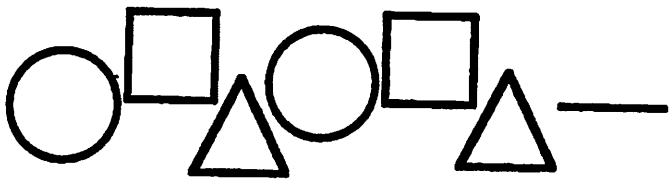
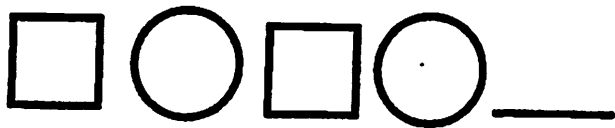
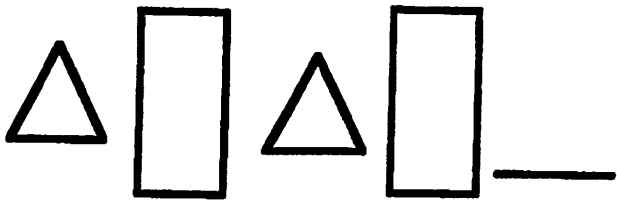
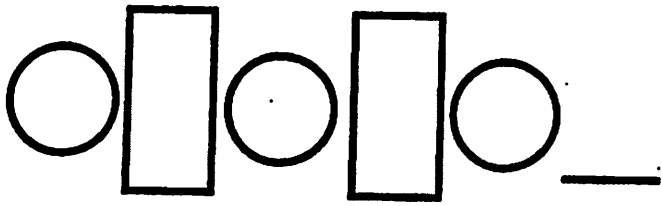
Name: _____

How many?









Patterns with Numbers

Directions: Look at each line of number patterns. Write the missing number on each line to complete the pattern.

1.

0 1 0 1 0 _____

2.

6 7 8 _____ 7 8

3.

3 _____ 4 3 4 4

4.

9 8 7 9 _____ 7

5.

_____ 2 3 1 2 3

6.

5 6 _____ 5 6 7

Name _____ Date _____

6

11

42

26

7

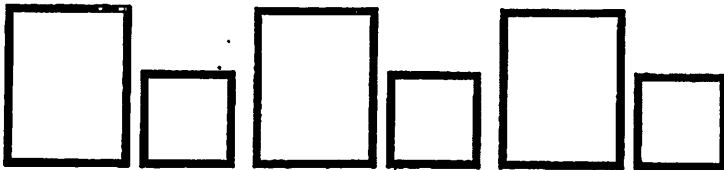
CC2 Count forward beginning from a given number within the known sequence



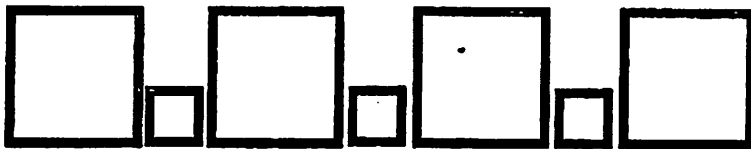
Extend the Pattern

Directions: Extend the patterns below by drawing the correct shapes.

1.



2.



3.



4.



5.







Bunny

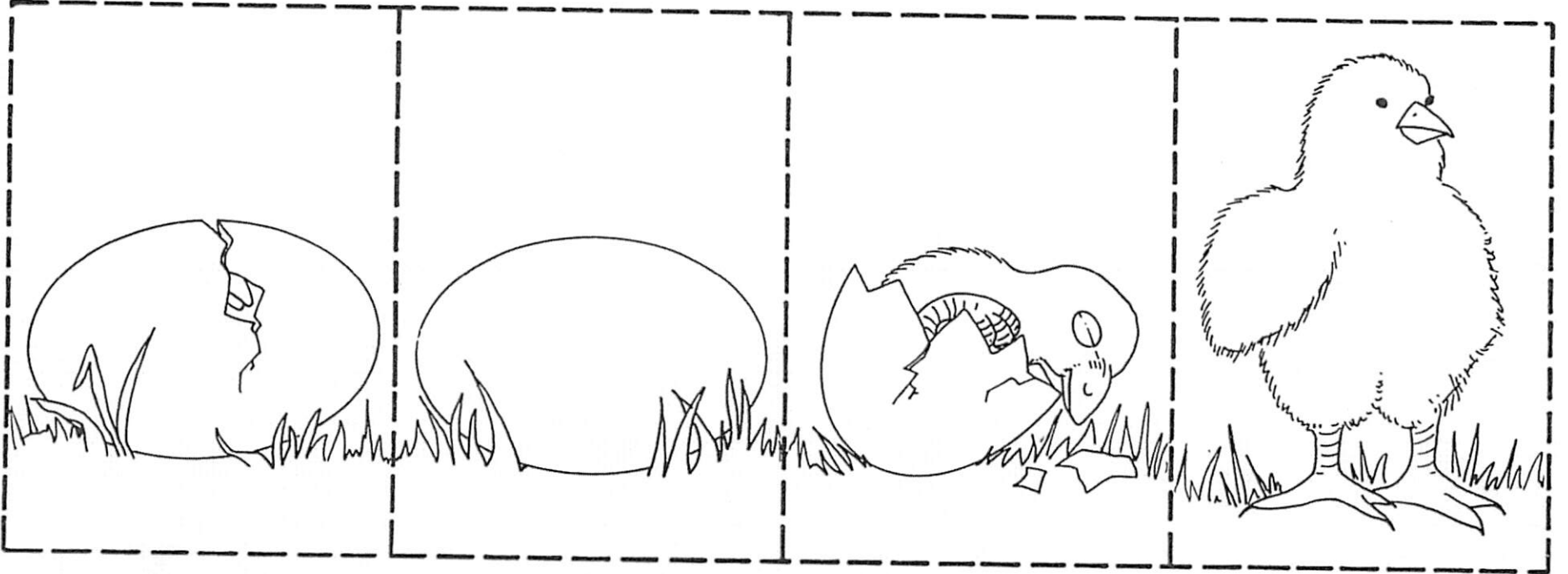
Name _____

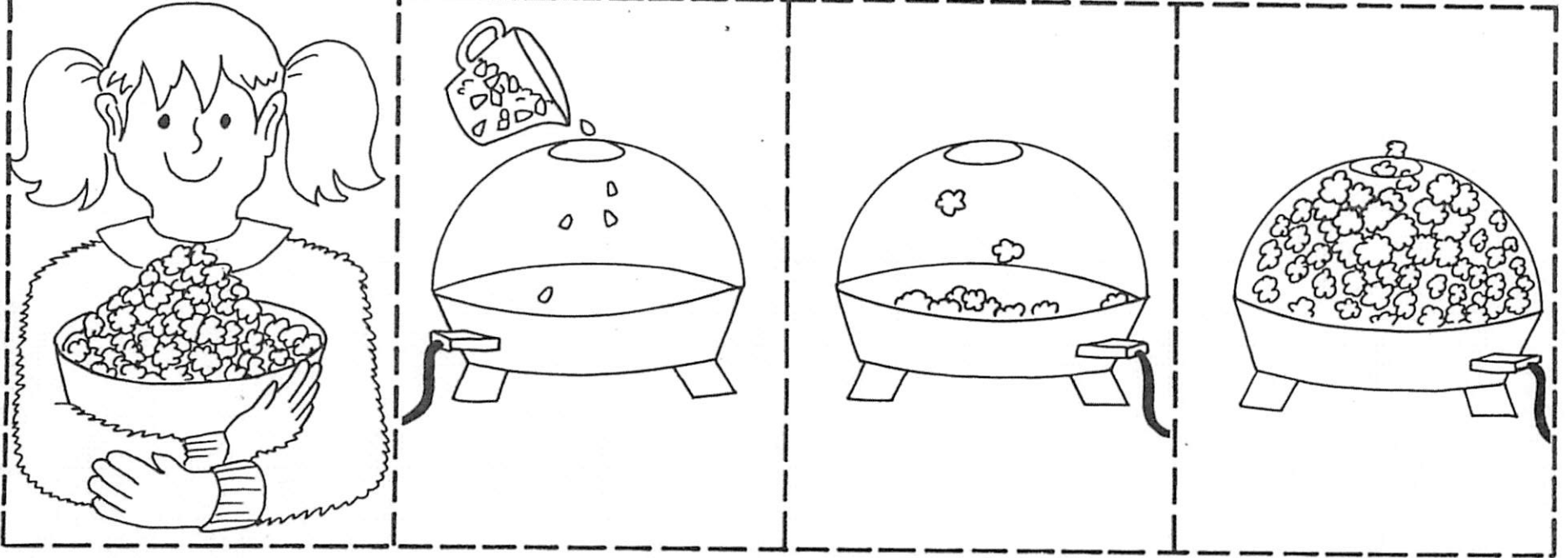
Number Order

Directions: Color the eggs. Cut and paste them in correct number order.



--	--	--	--





Name _____

Date _____

CVC word and picture matching

Write the word. Draw a line to match the word with the picture.

bib

bib



dog



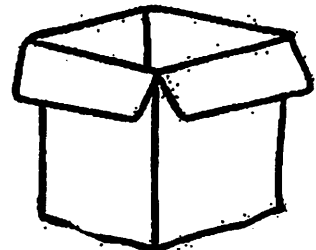
bus




box



rat



log



BLEND THE WORD

Draw a line to make the word "who."



TIC-TAC-TOE

Circle the letters that spell "who."

c	t	c
w	h	o
u	m	q

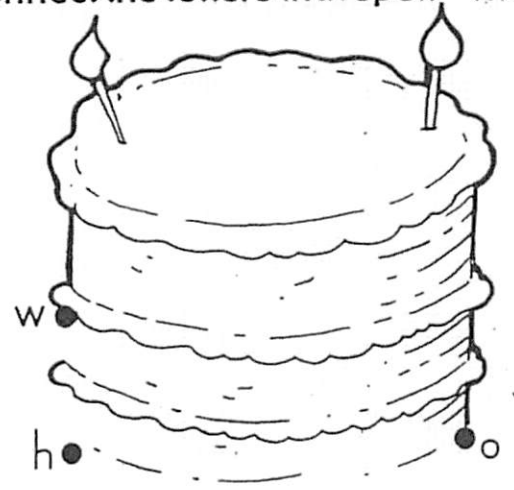
LETTER CONNECT

Connect the letters that spell "who."



DOT-TO-DOT

Connect the letters that spell "who."



FINISH THE SENTENCE

Use the word "who" to fill in the blanks. Read each sentence.

1. _____ was at the door?

2. _____ did their homework?

3. _____ was on the phone?

Name _____

all

Read

all

all


all

all

Trace



Write



Find and circle the word

all

all

all

here

out

at

at


but

all

all

am

To solve the rebus write the first letter of each animal



Answer key:
alligator, lion, ladybugs

Name _____



I spy these words:

to
(blue)

like
(red)

he
(green)

he	I	the	like	to
my	he	like	a	to
a	to	a	the	like
he	like	the	he	to
to	my	he	a	like
like	I	like	he	a
I	the	a	to	like
the	to	the	I	the
to	I	he	to	he
he	to	my	like	the

Say the letters in order.



F	E	F	A	Y	
E	D	C	B	X	
F	G	H	U	V	W
G	H	I	T	S	X
A	I	J	S	R	Y
K	J	L	R	Q	Z
L	K	L	O	P	Q
M	N	M	N	O	P

Name _____

Phonics: Short
Vowel /a/a
.....
Lesson 1

► Circle the word that completes each sentence. Then write the word.

mat hat

1. Jan has a _____



fan nap

2. Max had a _____



ran sat

3. Pam _____



lad sad

4. I am _____



cat can

5. He has a _____

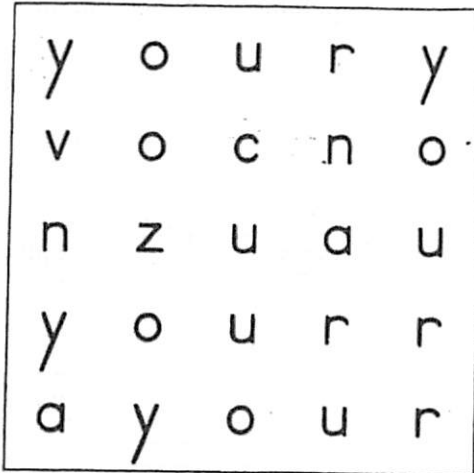


School-Home Connection

Have your child read the words and sentences aloud. Ask him or her to write other words with the short a sound.

WORD SEARCH

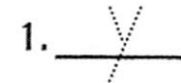
Circle the words "your."



PYRAMID WORDS

-4-

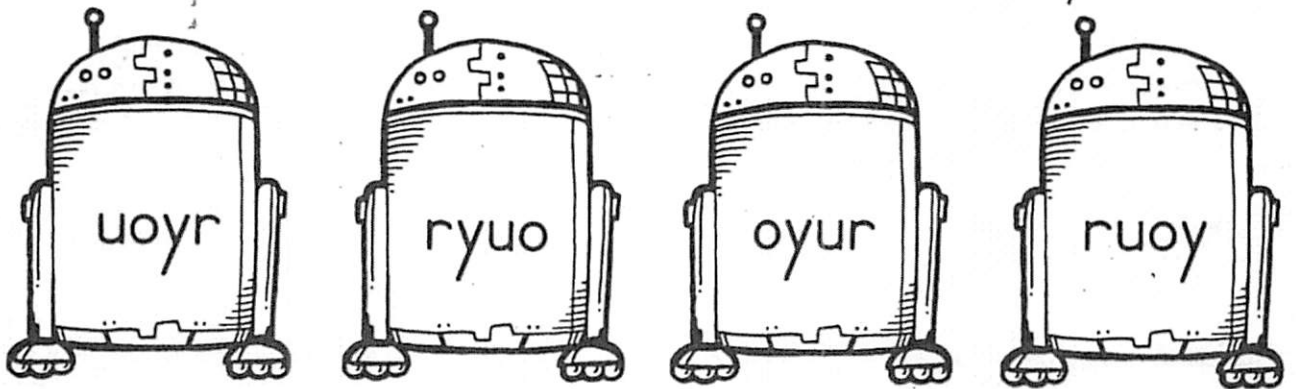
Build a pyramid for the word "your."

1. 
2. _____
3. _____
4. _____

(The first letter goes on the top line. The first and second letters go on the second line and so on.)


SCRAMBLED WORDS: Unscramble the letters to spell the word "your."

-5-



SPELL IT! Circle all of the words that spell "your."


-6-




Name: _____

Digraphs: Ch Words

Directions: Color the word that matches the picture.
Write the word on the line.



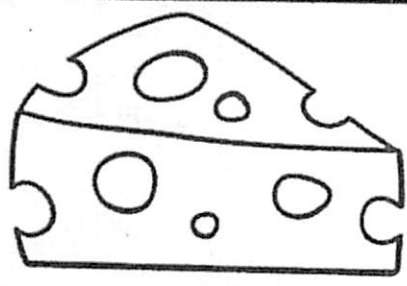
chair chips chop



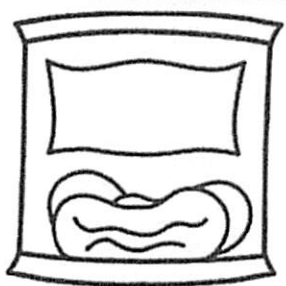
chin chew chest



chat cherry chalk



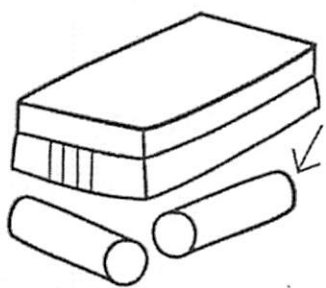
chick chase cheese



chips check cherry



chair chat chick



chalk chest chick



chat chin cheese







chair cherry church



CVC Initial Sound Sheet 1



Name: _____

Say each word. Write the beginning sounds.	Join the beginning sounds together to make a new word.	Draw.
---	---	-------



 <p>_____</p>	<p>_____</p> <p>_____</p> <p>_____</p> <p>_____</p> <p>_____</p>	
--	--	---


 <p>_____</p>	<p>_____</p> <p>_____</p> <p>_____</p> <p>_____</p> <p>_____</p>	
--	--	---

 <p>_____</p>	<p>_____</p> <p>_____</p> <p>_____</p> <p>_____</p> <p>_____</p>	
--	--	---

 <p>_____</p>	<p>_____</p> <p>_____</p> <p>_____</p> <p>_____</p> <p>_____</p>	
--	--	---

Say. Write. Draw a picture to match each of the three sounds. One has been done for you.

	<p>_____</p>	<p>_____</p>	 <p>9</p>
---	--------------	--------------	--

	<p>_____</p>	<p>_____</p>	<p>_____</p>
---	--------------	--------------	--------------



Name: _____

Color by Sight Words

- a=red I=green we=yellow
- is=brown are=peach go=black
- can=purple said=orange like=blue