



Kindergarten Homework and Weekly Packet

Dear students and families ☺

Thank you for allowing me to teach your child this year. Although we will not get to complete the school year in person, I'm glad that I get to see most of them on line. We are down to our last three weeks of kindergarten. Continue to work on your weekly packets throughout the weeks. We will continue to stay in touch through our weekly zoom meetings, held Wednesday's at 1pm. As always I'm only an email away ebeltran@riverside.k12.az.us

Mrs. Beltran ❤️




Estimados estudiantes y familias ☺

Gracias por permitirme enseñarle a su hijo este año. Aunque no podremos completar el año escolar en persona, me alegro de poder ver a la mayoría de ellos en línea. Estamos en nuestras últimas tres semanas de kinder. Continúe trabajando en sus paquetes semanales durante las semanas. Seguiremos en contacto a través de nuestras reuniones de zoom semanales, los miércoles a la 1 p.m. Como siempre, solo estoy a un correo electrónico de distancia: ebeltran@riverside.k12.az.us

Mrs. Beltran ❤️

Vowels:
Aa, Ee, Ii, Oo, Uu

REVIEW: Mm, Ss, Tt, Pp, Cc, Aa, Nn, Hh, Rr, Ii, Ff, Gg, Bb, Oo, Ll, Dd, Vv, Ee, Jj, Ww, Kk, Uu, Yy, Zz, Qq, Xx

<p><u>Digraphs:</u> Ch, Sh, Wh, Th, Ph</p>	
<p><u>Letter Sounds:</u> /ă/, /ā/, /ē/, /ē/, /ī/, /ī/, /ō/, /ō/, /ū/, /ū/</p>	<p><u>REVIEW:</u> /m/, /s/, /t/, /p/, /c/, /ă/, /ā/, /n/, /h/, /r/, /ī/, /ī/, /f/, /g/, /b/, /ō/, /ō/, /l/, /d/, /v/, /ē/, /ē/, /j/, /w/, /k/, /ū/, /ū/, /y/, /z/, /kw/, ks/</p>
<p><u>Sight Words</u> there, find, how, now, who, your</p>	<p><u>REVIEW:</u> I am a my can see it the red green orange look gray purple yellow blue pink this on black is brown white like jump run and all for big one two here give go that you up what where to do me we have help make said he she come with good they are in down put from no want some little play</p>
<p><u>Math Skill:</u> missing addend within 20, Sequence</p>	<p><u>REVIEW:</u> count to 100 by ones and tens, write numbers 0-30, identify and name all flat shapes (2D) and solid shapes (3D), addition problems (plus +) up to 10, subtraction problems (take away -), sort, graph, weight, measurement, ten frame, and missing addend within 10.</p>

<p>Week 1: May 4th – 8th</p>	<p>Vowels and sound: Aa, Ee, Ii, Oo, Uu https://www.youtube.com/watch?v=4TjcT7Gto3U Sight words: there: https://www.youtube.com/watch?v=g4-22fRXfXw find: https://www.youtube.com/watch?v=WHd8t9ZfnnQ Math: Compose and decompose within 20 https://www.youtube.com/watch?v=Mvm0y1Qr_JQ</p>
<p><u>Monday</u> May 4th</p>	<ul style="list-style-type: none"> ▪ (Hw): Write the missing vowel to complete each picture name. ▪ (Hw): Write the missing number. ▪ Complete pages 1-2 of your ELA packet. ▪ Complete page 1 of your math packet. ▪ Write a sentence or two in your journal.
<p><u>Tuesday</u> May 5th</p>	<ul style="list-style-type: none"> ▪ (Hw): Write the missing vowel to complete each picture name. Circle the correct word. ▪ (Hw): Trace and write the sight word 'there'. Write a sentence using the new sight word and draw a picture. ▪ Complete page 3 of your ELA packet. ▪ Complete page 2 of your math packet. ▪ Write a sentence or two in your journal.
<p><u>Wednesday</u> May 6th</p>	<ul style="list-style-type: none"> ▪ (Hw): Connect, circle, find, and fill in the blanks using the sight word 'find'. ▪ (Hw): Write the missing number. ▪ Complete pages 4-5 of your ELA packet.

	<ul style="list-style-type: none"> ▪ Complete page 3 of your math packet. ▪ Write a sentence or two in your journal.
Thursday May 7 th	<ul style="list-style-type: none"> ▪ (Hw): Say the name of each picture. Write the word on the line. ▪ (Hw): Trace, write, and use sight words 'there' and 'find' in a sentence. ▪ Complete pages 6-7 of your ELA packet. ▪ Complete page 4 of your math packet. ▪ Write a sentence or two in your journal.
Friday May 8 th	<ul style="list-style-type: none"> ▪ (Hw): Write the beginning and ending sounds to complete the picture. ▪ (Hw): Write the missing number. ▪ Complete page 8 of your ELA packet. ▪ Complete page 5 of your math packet. ▪ Write a sentence or two in your journal. <p style="text-align: center;">▪ Don't forget to read and enjoy this time with your family ☺</p>

Week 2: May 11 th – 15 th	Digraphs and sounds: Ch, Wh, Sh, Th, Ph https://www.youtube.com/watch?v=NK8_Tvu6bJk Sight words: how: https://www.youtube.com/watch?v=0_q-FhbWV_0 now: https://www.youtube.com/watch?v=xjQNO3SiBGk Math: Compose and decompose within 20 https://www.youtube.com/watch?v=Mvm0y1Qr_JQ
---	---


Monday May 11 th	<ul style="list-style-type: none"> ▪ (Hw): Say the name of each picture. Circle its beginning sound. ▪ (Hw): Trace, write, and find sight word 'how'. Write a sentence using the new sight word. ▪ Complete pages 1-2 of your ELA packet. ▪ Complete page 1 of your math packet. ▪ Write a sentence or two in your journal.
Tuesday May 12 th	<ul style="list-style-type: none"> ▪ (Hw): Write the missing number. ▪ (Hw): Write the digraph to complete the picture. Color the sh pictures blue and the wh pictures yellow. ▪ Complete pages 3-4 of your ELA packet. ▪ Complete page 2 of your math packet. ▪ Write a sentence or two in your journal.
Wednesday May 13 th	<ul style="list-style-type: none"> ▪ (Hw): Read, trace, write, and circle the sight word 'now'. Solve the rebus. ▪ (Hw): Write the missing number. ▪ Complete page 5 of your ELA packet. ▪ Complete page 3 of your math packet. ▪ Write a sentence or two in your journal.
Thursday May 14 th	<ul style="list-style-type: none"> ▪ (Hw): Circle the first sound (digraph) in every picture. ▪ Complete pages 6-7 of your ELA packet. ▪ Complete page 4 of your math packet. ▪ Write a sentence or two in your journal.
Friday	<ul style="list-style-type: none"> ▪ (Hw): Circle the correct digraph of each picture.

May 15 th	<ul style="list-style-type: none"> ▪ (Hw): Read and retell what happened in the beginning, middle, and end. ▪ Complete page 8 of your ELA packet. ▪ Complete page 5 of your math packet. ▪ Write a sentence or two in your journal. <p style="text-align: center;">▪ Don't forget to read and enjoy this time with your family ☺</p>
----------------------	--


Week 3: May 18 th – 22 nd	Review letters and sounds: Alphabet https://www.youtube.com/watch?v=36IBDpTRVNE Sight words: who : https://www.youtube.com/watch?v=klgPY_MgAS0 your : https://www.youtube.com/watch?v=JXwvK3NGNxl Math: patterns https://www.youtube.com/watch?v=MBjixSx45-Q sequence : https://www.youtube.com/watch?v=9_Y2xrg0CEA
Monday May 18 th	<ul style="list-style-type: none"> ▪ (Hw): Write the beginning and ending sounds. ▪ (Hw): Complete the pattern. ▪ Complete pages 1-2 of your ELA packet. ▪ Complete pages 1-2 of your math packet. ▪ Write a sentence or two in your journal.
Tuesday May 19 th	<ul style="list-style-type: none"> ▪ (Hw): Match the word to the picture and write the word. ▪ (Hw): Trace, write, fill in, and write your own sentence using the new sight word 'who'. ▪ Complete pages 3-4 of your ELA packet. ▪ Complete pages 3-4 of your math packet. ▪ Write a sentence or two in your journal.
Wednesday May 20 th	<ul style="list-style-type: none"> ▪ (Hw): Add and subtract, then color the bear using the number key. ▪ (Hw): Trace, write a sentence, and draw a picture using the new sight word 'your'. ▪ Complete pages 5-6 of your ELA packet. ▪ Complete page 5 of your math packet. ▪ Write a sentence or two in your journal.
Thursday May 21 st	<ul style="list-style-type: none"> ▪ (Hw): Fix the sentences by putting a capital letter where needed. ▪ (Hw): Complete the pattern. ▪ Complete pages 7-8 of your ELA packet. ▪ Complete page 6 of your math packet. ▪ Write a sentence or two in your journal.
Friday May 22 nd	<ul style="list-style-type: none"> ▪ (Hw): Look at the picture and write the word. ▪ (Hw): Count the dots and write the number on the line. ▪ Complete pages 9-10 of your ELA packet. ▪ Complete page 7 of your math packet. ▪ Write a sentence or two in your journal. <p style="text-align: center;">▪ You finished! Have a great summer!!!! ☺</p>



My May Journal




Name:



Draw lines and period

_____ ●

Finger Space:



Remember!
Finger Spaces

↓
Capital letter.

A large rectangular box with a thick black border, intended for drawing a picture related to the story.

Picture:




Draw lines and period



Finger Space:




Capital letter




Narrative Story Journal

Date: _____


Picture:




Draw lines and period



Finger Space:



↓
Capital letter.



Picture:



Draw lines and period



Finger Space:



Capital letter

Large empty rectangular box for drawing or writing.

Four sets of horizontal handwriting lines, each consisting of a top line, a middle dashed line, and a bottom line.


Picture:



Draw lines and period



Finger Space:



Capital letter.

A large rectangular box for drawing or writing a story.

Picture:




Draw lines and period



Finger Space:




Capital letter




Narrative Story Journal

Date: _____


Picture:



Draw lines and period



Finger Space:



↓
Capital letter.

Large empty rectangular box for drawing or writing.

Small horizontal lines for handwriting practice.

Small horizontal lines for handwriting practice.

Small horizontal lines for handwriting practice.

Picture:




Draw lines and period




Finger Space:



Capital letter




Picture:



Draw lines and period


_____ ●

Finger Space:



↓

Capital letter.



Picture:





Draw lines and period



Finger Space:



Capital letter



Name : _____

Week of May 4th-8th, 2020

Week of May 4th- May 8th, 2020	<u>Phonics:</u> Vowels (a, e, i, o, u) <u>Sight words:</u> there, find <u>Phonemic Awareness:</u> Substitute middle sounds, segment sounds <u>Comprehension:</u> Ask questions <u>Writing:</u> Sentences <u>Math:</u> Compose and decompose within 20
Monday May 4th	<ul style="list-style-type: none"> • Write the missing vowel to complete each picture name. • Write the missing number.
Tuesday May 5th	<ul style="list-style-type: none"> • Write the missing vowel to complete each picture name. Circle the correct word. • Trace and write the sight word 'there'. Write a sentence using the new sight word and draw a picture.
Wednesday May 6th	<ul style="list-style-type: none"> • Connect, circle, find, and fill in the blanks using the sight word 'find'. • Write the missing number.
Thursday May 7th	<ul style="list-style-type: none"> • Say the name of each picture. Write the word on the line. • Trace, write, and use sight words 'there' and 'find' in a sentence.
Friday May 8th	<ul style="list-style-type: none"> • Write the beginning and ending sounds to complete the picture. • Write the missing number.

Please review this page with your child

Name these letters: (Students must know them)

M	S	T	P	C	A	N	H	R	I	F	G	B	O	L
D	V	E	J	W	K	U	Y	Z	Q	X	m	s		
t	p	c	a	n	h	r	i	f	g	b	o	l	d	
v	e	j	w	k	u	y	z	q	x					

Say the sound of these letters:

Mm	Ss	Tt	Pp	Cc	Aa	Nn	Hh	Rr
Ii	Ff	Gg	Bb	Oo	Ll	Dd	Vv	Ee
Jj	Ww	Kk	Uu	Yy	Zz	Qq	Xx	

Words to know by sight: (high frequency words)


I am a my can see it the red green orange
 look gray purple yellow blue pink this on black
 is brown white like jump run and all for big
 one two here give go that you up what where
 to do me we have help make said he she
 come with good they are in down put from no
 want some little play there find

Have your child break a word into its individual sounds:


jet= /j/ /e/ /t/	sun= /s/ /u/ /n/
dog= /d/ /o/ /g/	wet= /w/ /e/ /t/
ham= /h/ /a/ /m/	ten= /t/ /e/ /n/
and= /a/ /n/ /d/	ran= /r/ /a/ /n/
dad= /d/ /a/ /d/	cop= /c/ /o/ /p/
mug= /m/ /u/ /g/	nap= /n/ /a/ /p/

Middle Sounds

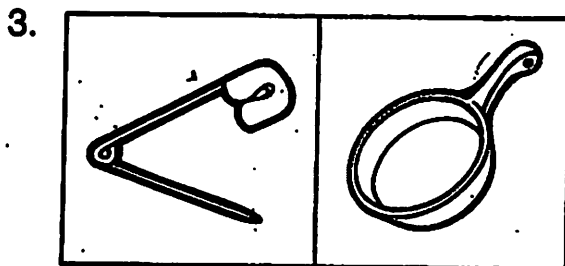
Directions: Say the name for each picture. Write the letter for its middle sound.




f _ _ n f _ _ n




c _ _ t c _ _ t




p _ _ n p _ _ n



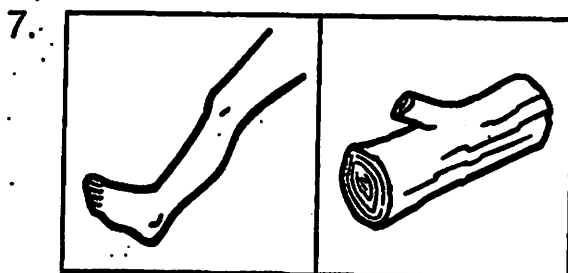
m _ _ p m _ _ p



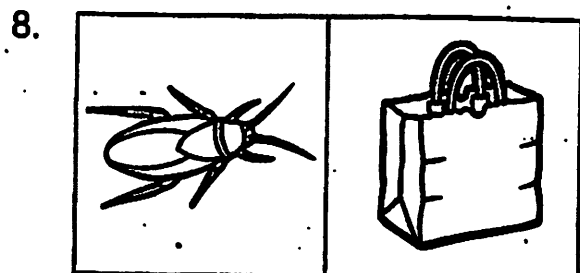
n _ _ t n _ _ t



d _ _ g d _ _ g



l _ _ g l _ _ g



b _ _ g b _ _ g

$5 + \underline{\quad} = 8$

$3 + \underline{\quad} = 6$

$2 + \underline{\quad} = 5$

$6 + \underline{\quad} = 9$

$7 + \underline{\quad} = 10$

$4 + \underline{\quad} = 7$

$5 + \underline{\quad} = 9$

$9 + \underline{\quad} = 13$

$4 + \underline{\quad} = 8$

$2 + \underline{\quad} = 6$

$6 + \underline{\quad} = 10$

$8 + \underline{\quad} = 12$

Name _____

What Is the Letter?

Look at each picture. Now look at the word below it. What letter is missing? Write the missing letter on the line to finish each word.

a e i o u



h__t



p__t



b__g



m__tt



j__t

Now Try This!

Look at the picture. What does it show? Say its name. Circle the correct word.




truck

pet

cub

cab

duck



Write your name.



Stand over there.


Trace the sight word and say it aloud.

Write the sight word 1-2 times.

Write a sentence using the sight word and draw a picture.

BLEND THE WORD

Draw a line to make the word "find."



WORD TIC-TAC-TOE


Circle the words "find."

-4-

five	four	five
four	dog	five
find	find	find

LETTER MAZE

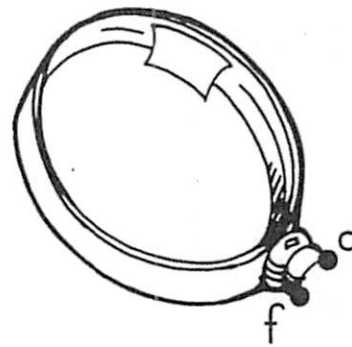
Circle the letters that spell "find."



DOT-TO-DOT

Connect the letters that spell "find."

-5-



n
i

FINISH THE SENTENCE

Use the word "find" to fill in the blanks. Read each sentence.

-6-

1. Did you _____ the dog?

2. Can you _____ the cat?

3. I want to _____ a good book.



Name: _____

Missing Addend


Directions: Cut out the numbers below and fill in missing addends for each number sentence.

$1 + \square = 7$	$\square + 6 = 8$	$7 + \square = 10$
$9 + \square = 14$	$5 + \square = 14$	$\square + 9 = 16$
$8 + \square = 16$	$\square + 7 = 11$	$9 + \square = 10$





Name: _____

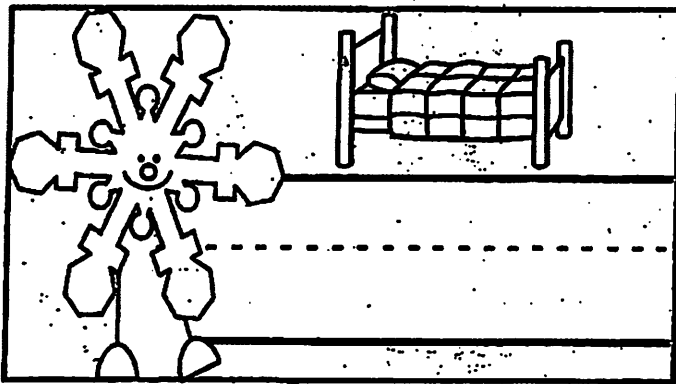
Directions: Say the name of each picture. Write the CVC word on the line.





Short Vowel Snowflakes




















Trace the sight word:

there there there there there

Write the sight word:

Use the sight word in a sentence:

Trace the sight word:

find find find find find find

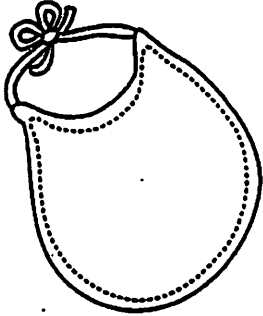
Write the sight word:

Use the sight word in a sentence:


Name _____




Look at each picture and say the word. Write the beginning and ending sounds. Color the pictures.



i




o




e




e




i




u



a



u



e

Missing Addend

Find the Missing Addend

$5 + \square = 13$

$1 + \square = 3$

$4 + \square = 13$

$1 + \square = 8$

$3 + \square = 10$

$2 + \square = 3$

$1 + \square = 4$

$9 + \square = 16$

$3 + \square = 9$

$7 + \square = 12$

$8 + \square = 15$

$6 + \square = 8$

$3 + \square = 4$

$9 + \square = 12$

$7 + \square = 11$

$4 + \square = 12$

$4 + \square = 12$



$6 + \square = 11$



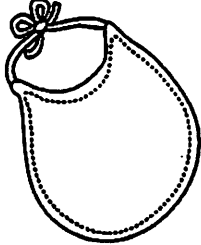
Name _____

SHORT VOWEL SOUNDS


Look at each picture and say the word. Listen for the short vowel sound. Write the letter and color the picture.




h _ n




b _ b




p _ n




w _ g




b _ d




w _ b



f _ d




v _ t



r _ p

Write your name.



Trace the word and say it aloud.

find find find

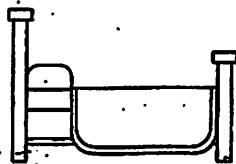
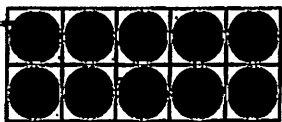
Write the word 2-3 times.

Write a sentence using the word and draw a picture.

A large empty rectangular box for drawing a picture.

Say it, write it, find it


j	c	r	n	j	l	i	l	e	g
v	r	p	e	n	s	r	p	l	m
g	n	c	s	b	k	u	b	m	k
j	e	t	b	g	d	h	k	y	o
d	v	f	k	c	l	t	e	n	d
s	w	r	g	j	o	b	f	s	l
n	b	e	d	x	u	k	o	c	m
u	r	e	j	l	w	e	b	s	m



--	--	--

--	--	--

--	--	--



--	--	--


--	--	--

--	--	--


Name _____

SHORT VOWEL SOUNDS


Look at each picture and say the word. Listen for the short vowel sound. Write the letter and color the picture.




—
m _ g




—
f _ x




—
b _ zz




—
d _ g




—
h _ g




—
c _ p



—
s _ n




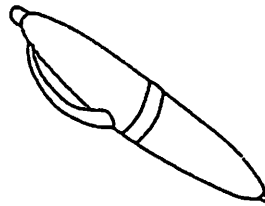


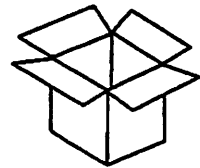












—
b _ x



—
t _ p


Name _____

Read the word on Santa's list. Circle the picture that matches.



WORD SEARCH

Circle the words "there."



PYRAMID WORDS

Build a pyramid for the word "there." -4-

1. t

2. t e

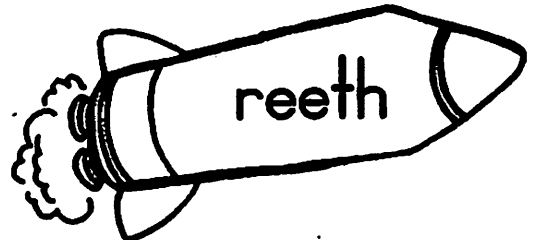
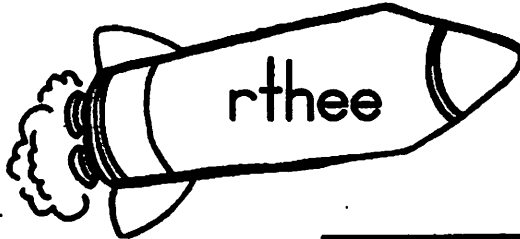
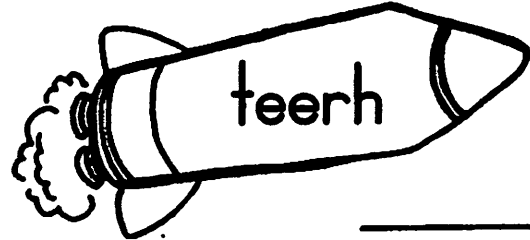

3. t e r

4. t e r e



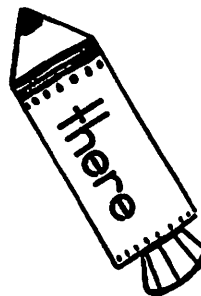
5. t e r e d

(The first letter goes on the top line. The first and second letters go on the second line and so on.)

SCRAMBLED WORDS: Unscramble the letters to spell the word "there." -5-




COLORING WORDS: Color all of the rockets that have the word "there." -6-




Middle Sounds

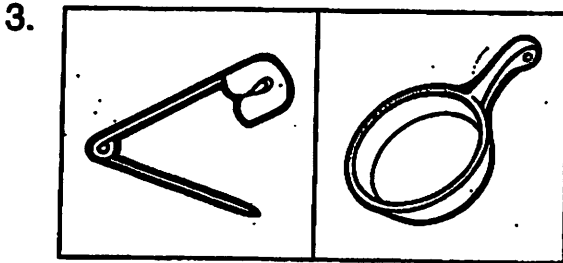
Directions: Say the name for each picture. Write the letter for its middle sound.




f _ _ n f _ _ n




c _ _ t c _ _ t




p _ _ n p _ _ n



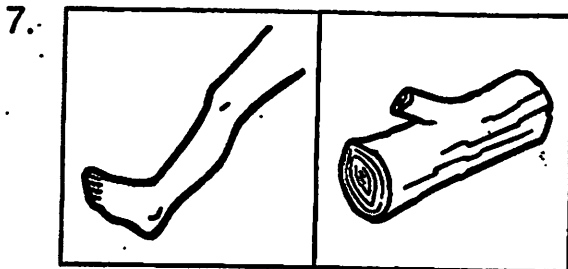
m _ _ p m _ _ p



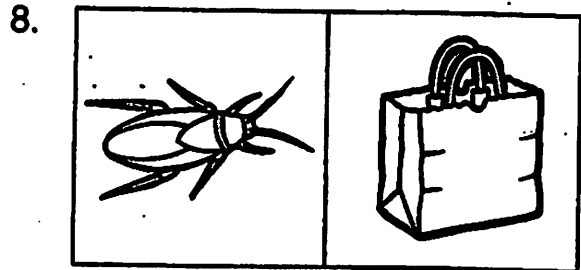
n _ _ t n _ _ t



d _ _ g d _ _ g




l _ _ g l _ _ g




b _ _ g b _ _ g

Beginning and Ending Sounds


Directions: Say the name for each picture. Write the letters for its beginning and ending sound.




___ a ___




___ i ___




___ e ___




___ u ___




___ o ___




___ a ___



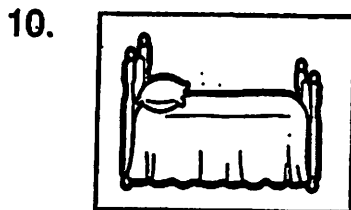
___ o ___



___ i ___



___ u ___



___ e ___



___ a ___

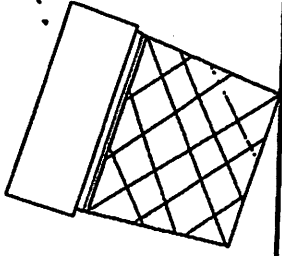
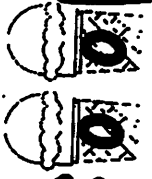


___ o ___

Name _____



What's the Scoop?



Find the missing addend.

$$3 + \text{[scoop]} = 15$$

$$4 + \text{[scoop]} = 19$$

$$10 + \text{[scoop]} = 14$$

$$6 + \text{[scoop]} = 17$$

$$2 + \text{[scoop]} = 12$$

$$8 + \text{[scoop]} = 20$$

$$13 + \text{[scoop]} = 13$$

$$6 + \text{[scoop]} = 18$$

$$9 + \text{[scoop]} = 16$$

$$3 + \text{[scoop]} = 11$$

$$14 + \text{[scoop]} = 19$$

$$10 + \text{[scoop]} = 15$$

$$8 + \text{[scoop]} = 12$$

$$2 + \text{[scoop]} = 13$$

$$4 + \text{[scoop]} = 16$$

MISSING ADDENDS 0-20

name: _____

Solve for the missing addend.

$$2 + \underline{\quad} = 18$$

$$\underline{\quad} + 15 = 20$$

$$17 + \underline{\quad} = 19$$

$$\underline{\quad} + 4 = 14$$

$$11 + \underline{\quad} = 18$$




$$6 + \underline{\quad} = 18$$

$$\underline{\quad} + 13 = 20$$

$$6 + \underline{\quad} = 16$$

$$\underline{\quad} + 8 = 12$$

$$15 + \underline{\quad} = 19$$



CCSS 1.OA.D.8

Name: _____

Date: _____

I can find missing addends!

$4 + \square = 10$

$7 + \square = 14$

$11 + \square = 16$

$17 + \square = 20$

$8 + \square = 13$

$9 + \square = 12$

$5 + \square = 18$

$10 + \square = 19$

$7 + \square = 12$

$12 + \square = 17$

$16 + \square = 20$

$15 + \square = 18$



Be a Wise Owl

Name _____

Solve the Missing Addend

1. + 9 = 13

2. 7 + = 18

3. + 6 = 14

4. 10 + = 11

5. + 3 = 17

6. 6 + = 12

7. + 8 = 14

8. + 3 = 13

9. + 7 = 20

10. 5 + = 14



Be a Wise Owl Name _____

Solve the Missing Addend

1. + 8 = 14

2. 7 + = 15

3. + 6 = 16

4. 10 + = 17

5. + 3 = 18

6. 6 + = 19

7. + 11 = 20

8. + 7 = 13

9. + 2 = 19

10. 8 + = 20

Name :

Week of May 11th-15th, 2020

<p>Week of May 11th- May 15th, 2020</p>	<p><u>Digraphs:</u> Ch, Wh, Th, Sh, Ph <u>Sight words:</u> how, now <u>Phonemic Awareness:</u> match & isolate middle, beginning, & final sounds <u>Comprehension:</u> story structure <u>Writing:</u> sentences <u>Math:</u> Compose and decompose within 20</p>
<p>Monday May 11th</p>	<ul style="list-style-type: none"> • Say the name of each picture. Circle its beginning sound. • Trace, write, and find sight word 'how'. Write a sentence using the new sight word.
<p>Tuesday May 12th</p>	<ul style="list-style-type: none"> • Write the missing number. • Write the digraph to complete the picture. Color the sh pictures blue and the wh pictures yellow.
<p>Wednesday May 13th</p>	<ul style="list-style-type: none"> • Read, trace, write, and circle the sight word 'now'. Solve the rebus. • Write the missing number.
<p>Thursday May 14th</p>	<ul style="list-style-type: none"> • Circle the first sound (digraph) in every picture.
<p>Friday May 15th</p>	<ul style="list-style-type: none"> • Circle the correct digraph of each picture. • Read and retell what happened in the beginning, middle, and end.

Please review this page with your child

Name these letters: (Students must know them)

M	S	T	P	C	A	N	H	R	I	F	G	B	O	L
D	V	E	J	W	K	U	Y	Z	Q	X	m	s		
t	p	c	a	n	h	r	i	f	g	b	o	l	d	
v	e	j	w	k	u	y	z	q	x					

Say the sound of these letters:

Mm	Ss	Tt	Pp	Cc	Aa	Nn	Hh	Rr	Ii
Ff	Gg	Bb	Oo	Ll	Dd	Vv	Ee	Jj	
Ww	Kk	Uu	Yy	Zz	Qq	Xx			

Say the sound of these digraphs:

Ch	Sh	Wh	Th	Ph
----	----	----	----	----

Words to know by sight: (high frequency words)

<p>I am a my can see it the red green orange look gray purple yellow blue pink this on black is brown white like jump run and all for big one two here give go that you up what where to do me we have help make said he she come with good they are in down put from no want some little play there find how now</p>


Say the following words, sound them out, and have your child say the middle sound in the word. Ex: fox, /f/ /o/ /x/ = /o/

bed, /b/ /e/ /d/ = /e/	sun, /s/ /u/ /n/ = /u/
six, /s/ /i/ /x/ = /i/	dig, /d/ /i/ /g/ = /i/
red, /r/ /e/ /d/ = /e/	cat, /c/ /a/ /t/ = /a/


Name _____

Consonant Digraphs ch and sh


Say the name of each picture. Circle its beginning sound.




ch sh




ch sh



ch sh




ch sh



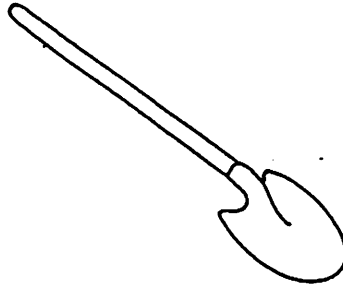
ch sh



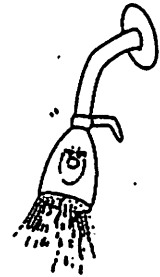
ch sh




ch sh




ch sh




ch sh



ch sh



ch sh



ch sh

Name: _____

Trace it.

how how how how

Write it.

Find it.

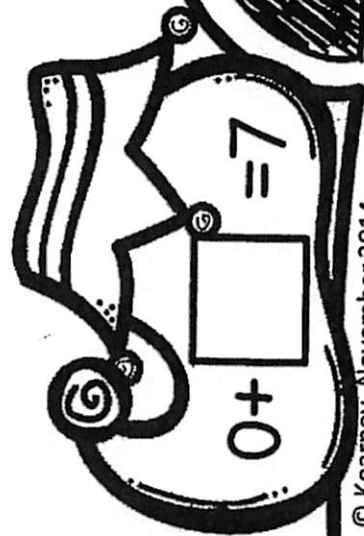
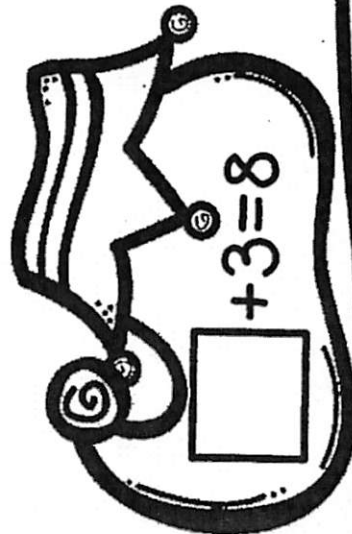
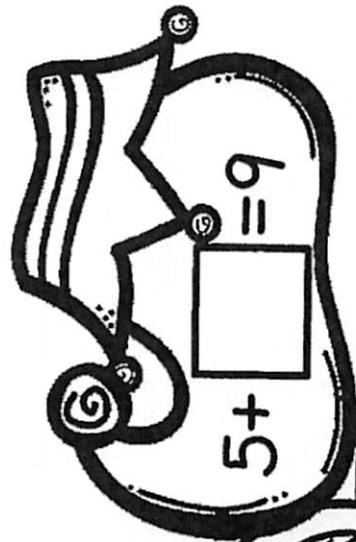
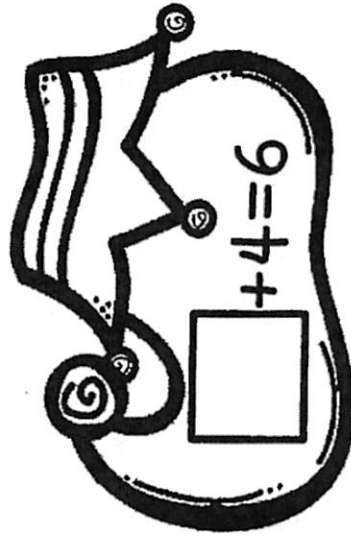
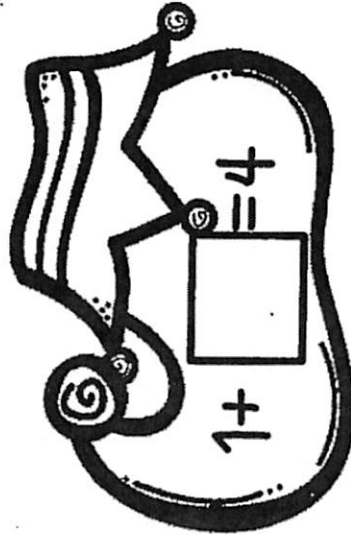
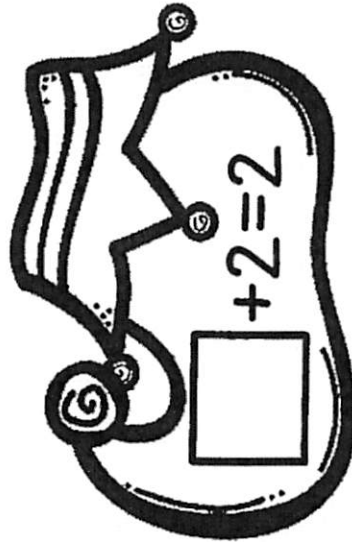
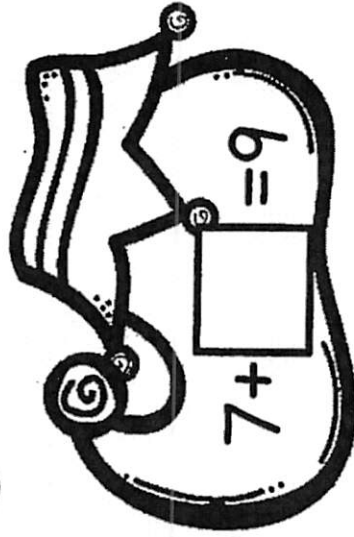
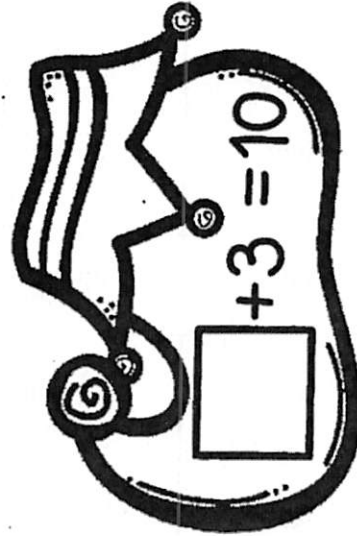
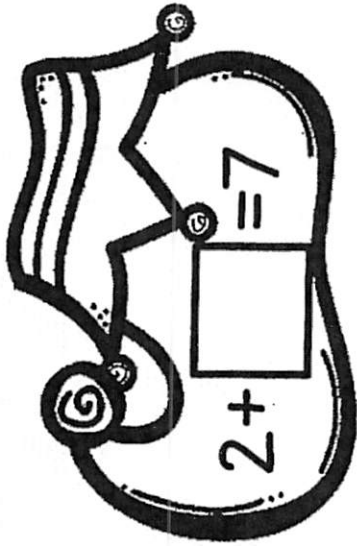
Yellow	how	yes	where	purple	how	no	red
how	people	how	was	am	we	please	how
when	orange	how	ran	ten	down	how	

Use it in a sentence.

NAME: _____

Directions: Find the missing number for each problem.

Missing Addends



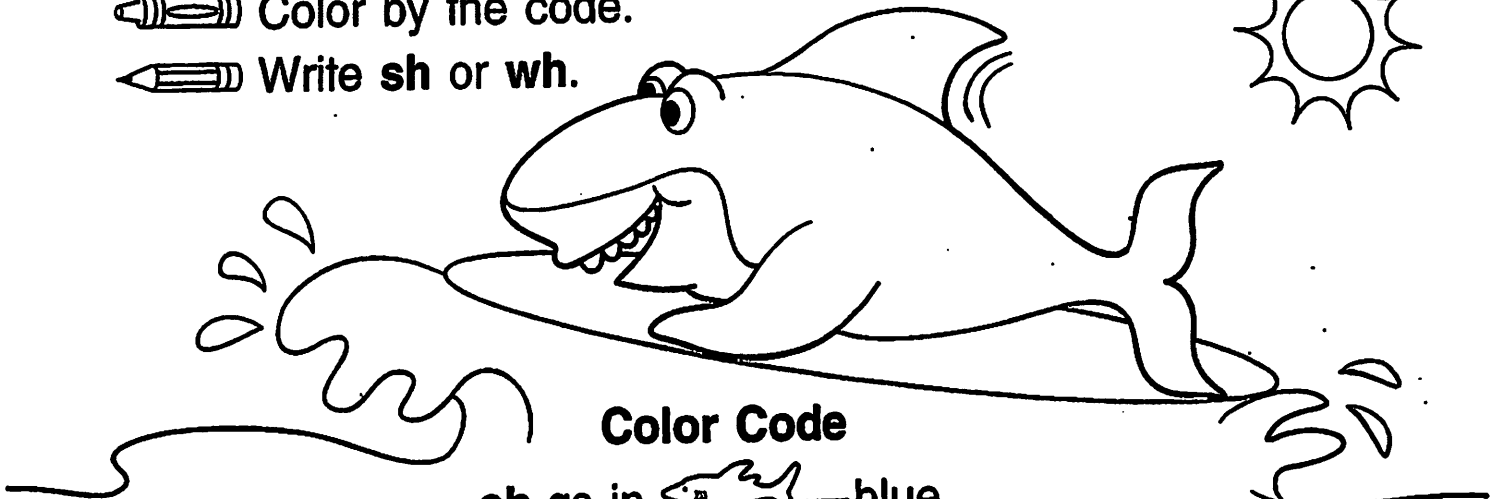

Name _____

Digraphs sh, wh

Surf's Up

 Color by the code.

 Write sh or wh.



Color Code

sh as in  —blue


wh as in  —yellow




_____irt



_____ale




_____ip



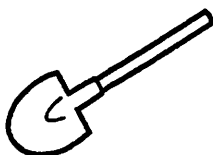
_____istle




_____eep



_____iskers



_____ovel



_____ip



_____ell

Bonus: Draw and label pictures of 4 other things that begin with sh or wh.

Name _____

now

Read

now

now

now

now

Trace

now now now now

Write

Find and circle the word **now**

now

on

our

out

our


no

now

no

now now

To solve the rebus, write the first letter of each animal



Answer key:
newt, octopus, walrus



NAME: _____

Missing Addends

Directions: Solve the problem and write the missing number in the flower.

$1 + \text{flower} = 10$

$\text{flower} + 7 = 13$

$5 + \text{flower} = 12$

$\text{flower} + 6 = 14$

$8 + \text{flower} = 15$

$\text{flower} + 2 = 11$

$4 + \text{flower} = 12$

$\text{flower} + 9 = 17$






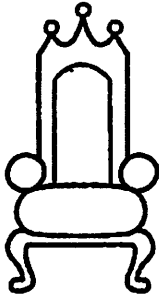









$2 + \text{flower} = 10$

$\text{flower} + 3 = 13$

$9 + \text{flower} = 16$

$\text{flower} + 5 = 15$

Name _____
Circle the first sound in every picture.

 wh ph th	 ph th wh	 th wh ph
 wh ph th	 ph th wh	 th wh ph
 wh ph th	 ph th wh	 th wh ph
 wh ph th	 ph th wh	 th wh ph
 wh ph th	 ph th wh	 th wh ph


Beginning Digraph Picture Match

Circle the correct beginning sound of each picture.




th

wh




sh

ch



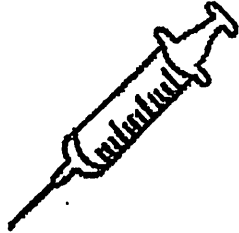
ch

ph




th

ph



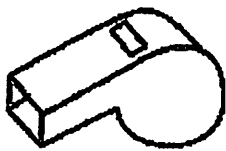
sh

th



th

wh



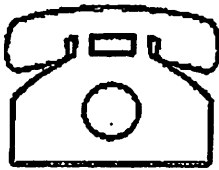
ch

wh




th

sh



wh

ph



ch

sh



ch

sh



th

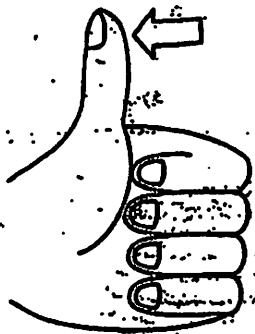
ph

Name _____

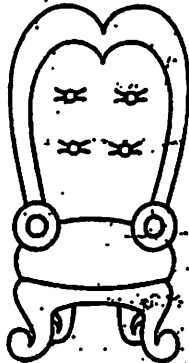
TH

Write the missing first sound.

_____ thumb



_____ throne




_____ stem



_____ sock



_____ yarn




_____ tie




_____ tree



_____ thimble



_____ thread



TIC-TAC-TOE

Circle the letters that spell "how."

h	o	w
f	b	e
a	a	v

PYRAMID WORDS

-4-

Build a pyramid for the word "how."

1. h

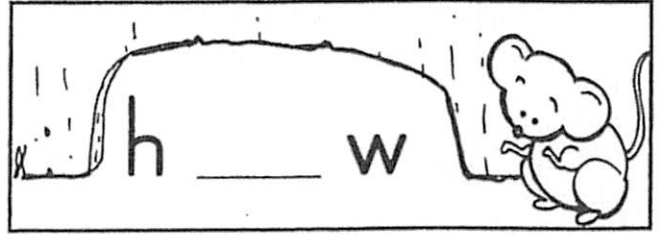
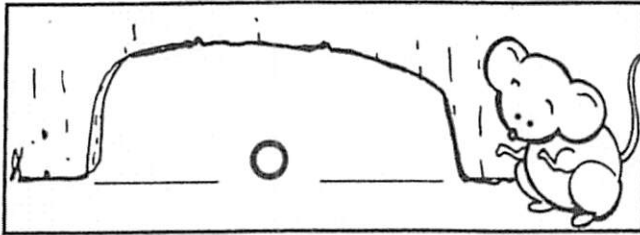

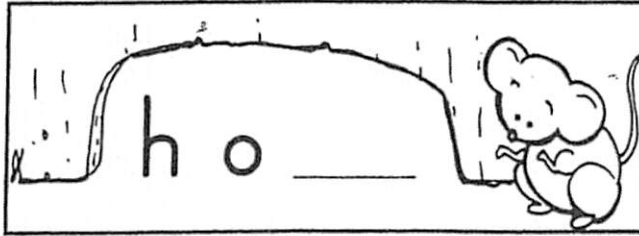
2. _____

3. _____

(The first letter goes on the top line. The first and second letters go on the second line and so on.)

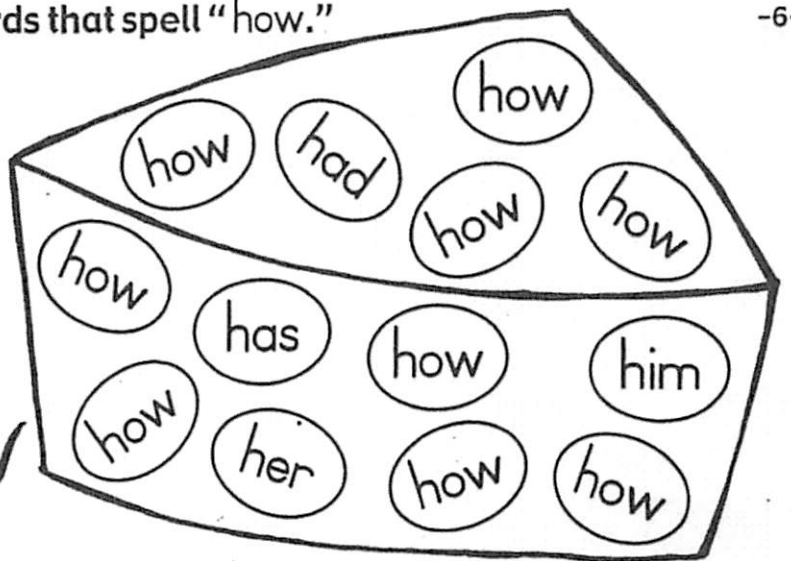

MISSING LETTERS: Fill in the missing letters for the word "how."

-5-



SPELL IT! Circle all of the words that spell "how."

-6-



Name _____

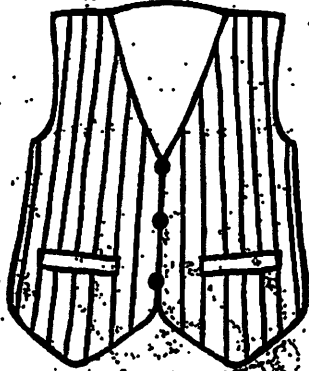
CH

Write the missing first sound.

ick




est




ile




nail



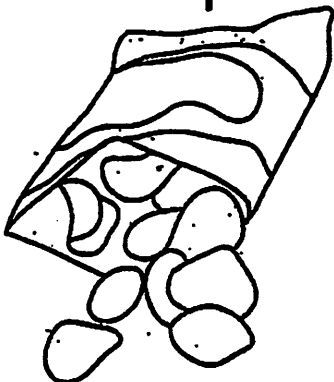
its




obot



ips



ose



omp




TIC-TAC-TOE

Circle the letters that spell "now."

d	n	b
r	o	m
b	w	e

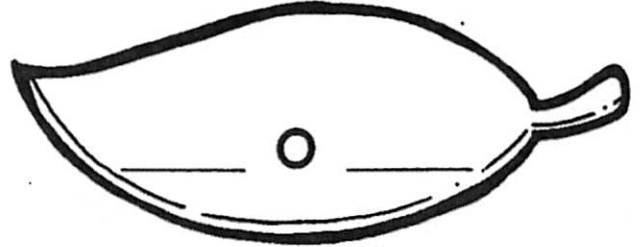
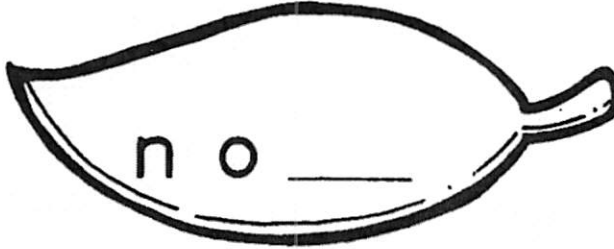
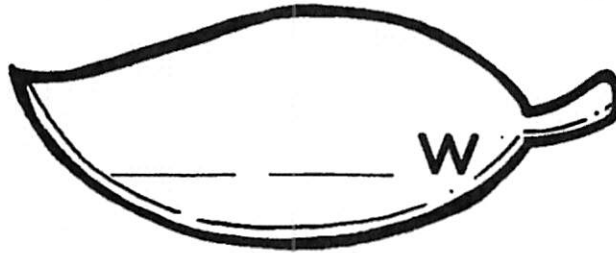
LETTER MAZE

Circle the letters that spell "now."




MISSING LETTERS: Fill in the missing letters for the word "now."

-5-



COLORING WORDS: Color all of the leaves that have the word "now."

-6-




Name _____

PH

Write the missing first sound.


oto



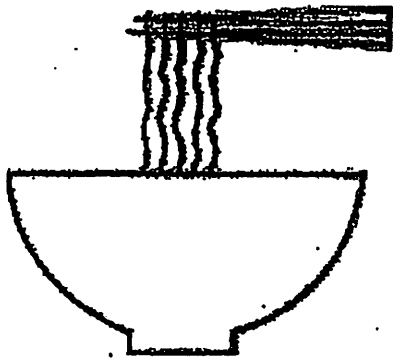
antom



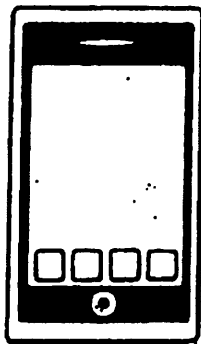
rog




o



one



love



esk



araoh



ork




Name _____


SH

Write the missing first sound.


eep




ear



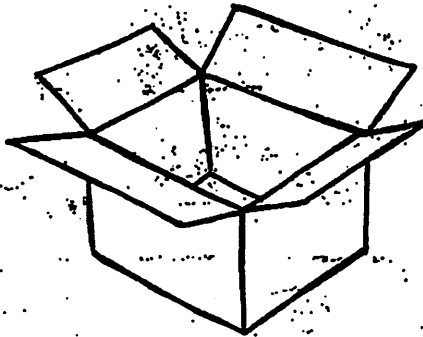
ed




od




ox




sh



ip



ctopus




ock

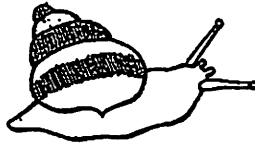



Which picture matches with the letter. Colour or circle the correct picture



ch




sh





th



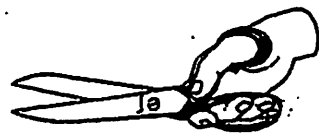

wh



ch



sh



Missing addend

Find the missing addend.

$12 + \square = 19$

$11 + \square = 17$

$13 + \square = 16$

$9 + \square = 13$

$6 + \square = 11$

$8 + \square = 15$

$5 + \square = 12$

$7 + \square = 10$

$9 + \square = 14$

$3 + \square = 7$

$7 + \square = 9$

$4 + \square = 6$

$3 + \square = 4$

$5 + \square = 8$

$1 + \square = 3$

$3 + \square = 5$

Missing Addend

Find the Missing Addend

$5 + \square = 13$

$1 + \square = 3$

$4 + \square = 13$

$1 + \square = 8$

$3 + \square = 10$

$2 + \square = 3$

$1 + \square = 4$

$9 + \square = 16$

$3 + \square = 9$

$7 + \square = 12$

$8 + \square = 15$

$6 + \square = 8$

$3 + \square = 4$

$9 + \square = 12$

$7 + \square = 11$

$4 + \square = 12$

$4 + \square = 12$

$6 + \square = 11$



Missing Addend

Find the Missing Addend

$4 + \square = 13$

$6 + \square = 11$

$7 + \square = 10$

$1 + \square = 7$

$2 + \square = 5$

$5 + \square = 12$

$6 + \square = 7$

$3 + \square = 9$

$4 + \square = 8$

$3 + \square = 11$

$1 + \square = 7$

$4 + \square = 5$

$4 + \square = 13$

$4 + \square = 5$

$1 + \square = 7$

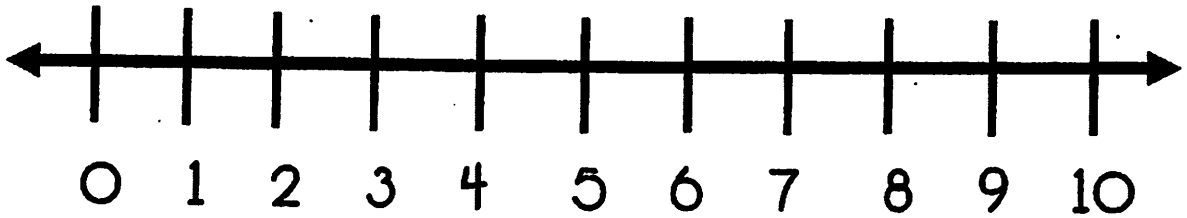
$6 + \square = 7$

$7 + \square = 9$


$4 + \square = 9$





Name: _____





Use the number line to find the missing addends.


1.  + 4 = 9


11.  + 2 = 8


2.  + 3 = 8


12.  + 5 = 8


3.  + 2 = 7


13.  + 2 = 10


4.  + 4 = 10


14.  + 3 = 10


5.  + 3 = 7


15.  + 1 = 7

6.  + 3 = 9


16.  + 4 = 7

7.  + 8 = 10


17.  + 3 = 6


8.  + 2 = 6

18.  + 3 = 4

9.  + 4 = 8

19.  + 2 = 8

10.  + 5 = 10

20.  + 1 = 10

Name _____

Missing Addends



Directions: Find the missing number for each problem.

$5 + \square = 14$

$\square + 9 = 17$

$\square + 6 = 12$

$8 + \square = 16$

$7 + \square = 11$

$\square + 6 = 15$

$\square + 4 = 13$

$7 + \square = 13$

$8 + \square = 16$

$\square + 9 = 18$

$\square + 9 = 17$

$6 + \square = 10$

$3 + \square = 10$

$\square + 7 = 14$

$\square + 6 = 13$

$8 + \square = 13$

$7 + \square = 12$

$\square + 7 = 11$

Name :

Week of May 18th-22nd, 2020

<p>Week of May 18th- May 22nd, 2020</p>	<p><u>Phonics:</u> Review <u>Sight words:</u> who, your <u>Phonemic Awareness:</u> substitute middle sounds, segment sounds <u>Comprehension:</u> make inferences <u>Writing:</u> sentences <u>Math:</u> sequence, pattern, review</p>
---	---

<p>Monday May 18th</p>	<ul style="list-style-type: none"> • Write the beginning and ending sounds. • Complete the pattern.
--	---

<p>Tuesday May 19th</p>	<ul style="list-style-type: none"> • Match the word to the picture and write the word. • Trace, write, fill in, and write your own sentence using the new sight word 'who'.
---	---

<p>Wednesday May 20th</p>	<ul style="list-style-type: none"> • Add and subtract, then color the bear using the number key. • Trace, write a sentence, and draw a picture using the new sight word 'your'.
---	---

<p>Thursday May 21st</p>	<ul style="list-style-type: none"> • Fix the sentences by putting a capital letter where needed. • Complete the pattern.
--	--

<p>Friday May 22nd</p>	<ul style="list-style-type: none"> • Look at the picture and write the word. • Count the dots and write the number on the line.
--	---

Kindergarten Homework Packet

Please review this page with your child

Name these letters: (Students must know them)

M	S	T	P	C	A	N	H	R	I	F	G	B	O	L
D	V	E	J	W	K	U	Y	Z	Q	X	m	s		
t	p	c	a	n	h	r	i	f	g	b	o	l	d	
v	e	j	w	k	u	y	z	q	x					

Say the sound of these letters:

Mm	Ss	Tt	Pp	Cc	Aa	Nn	Hh	Rr	Ii
Ff	Gg	Bb	Oo	Ll	Dd	Vv	Ee	Jj	
Ww	Kk	Uu	Yy	Zz	Qq	Xx			

Say the sound of these digraphs:

Ch	Sh	Wh	Th	Ph
----	----	----	----	----

Words to know by sight: (high frequency words)

I	am	a	my	can	see	it	the	red	green	orange
look	gray	purple	yellow	blue	pink	this	on	black	is	brown
white	like	jump	run	and	all	for	big	one	two	here
give	go	that	you	up	what	where	to	do	me	we
have	help	make	said	he	she	come	with	good	they	are
in	down	put	from	no	want	some	little	play	there	find
how	now	who	your							

Say the following words and have your child break the word into individual parts. Ex: Cat. Your child says: /c/ /a/ /t/

cup= /c/ /u/ /p/	fed= /f/ /e/ /d/
pot= /p/ /o/ /t/	and= /a/ /n/ /d/
gum= /g/ /u/ /m/	hit= /h/ /i/ /t/=

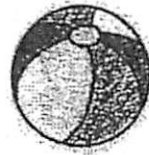


Beginning and ending sounds

Write a letter to show the beginning sound of each picture.



__ater



__all



__oor



__ouse

Write a letter to show the ending sound of each picture.



te__



bo__






gir__



bir__

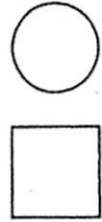
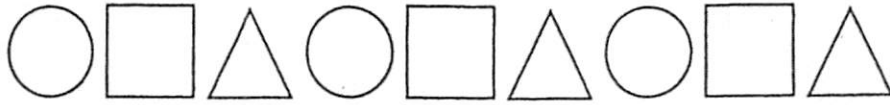
Now play the alphabet game. Say two words that start with a, such as ant and as. Next, say two words that start with b, then c. Say two words for each letter of the alphabet, ending with z.



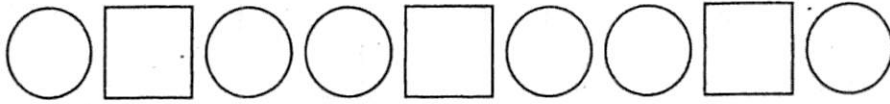
Name _____

Identify and Extend Patterns

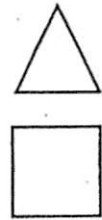
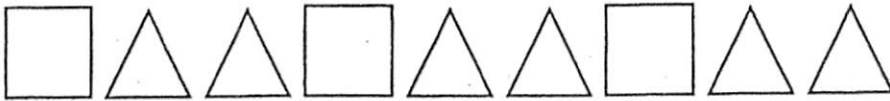
1



2



3



4



DIRECTIONS 1-4. Use figures to identify the pattern. Circle the figure that most likely comes next in the pattern.

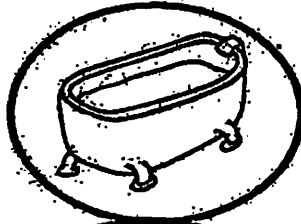
Name _____

Date _____

CVC word and picture matching

Draw a line to match the word with the picture. Write the word.

cat




cap




cat

tub



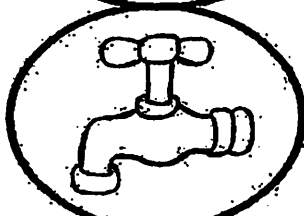
pen



lip



fox




tap



Name: _____

who



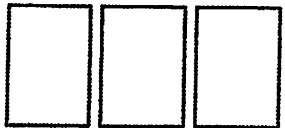
Who will set the table?

Trace the word and read the word out loud.

who who who who

Write the word and read the word out loud.

Cut out the letters at the bottom of the page and paste them in the right squares to complete the sentence:

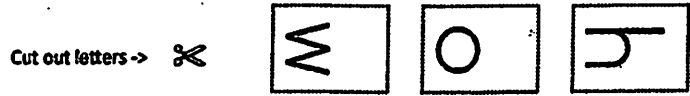


_____ will set the table?

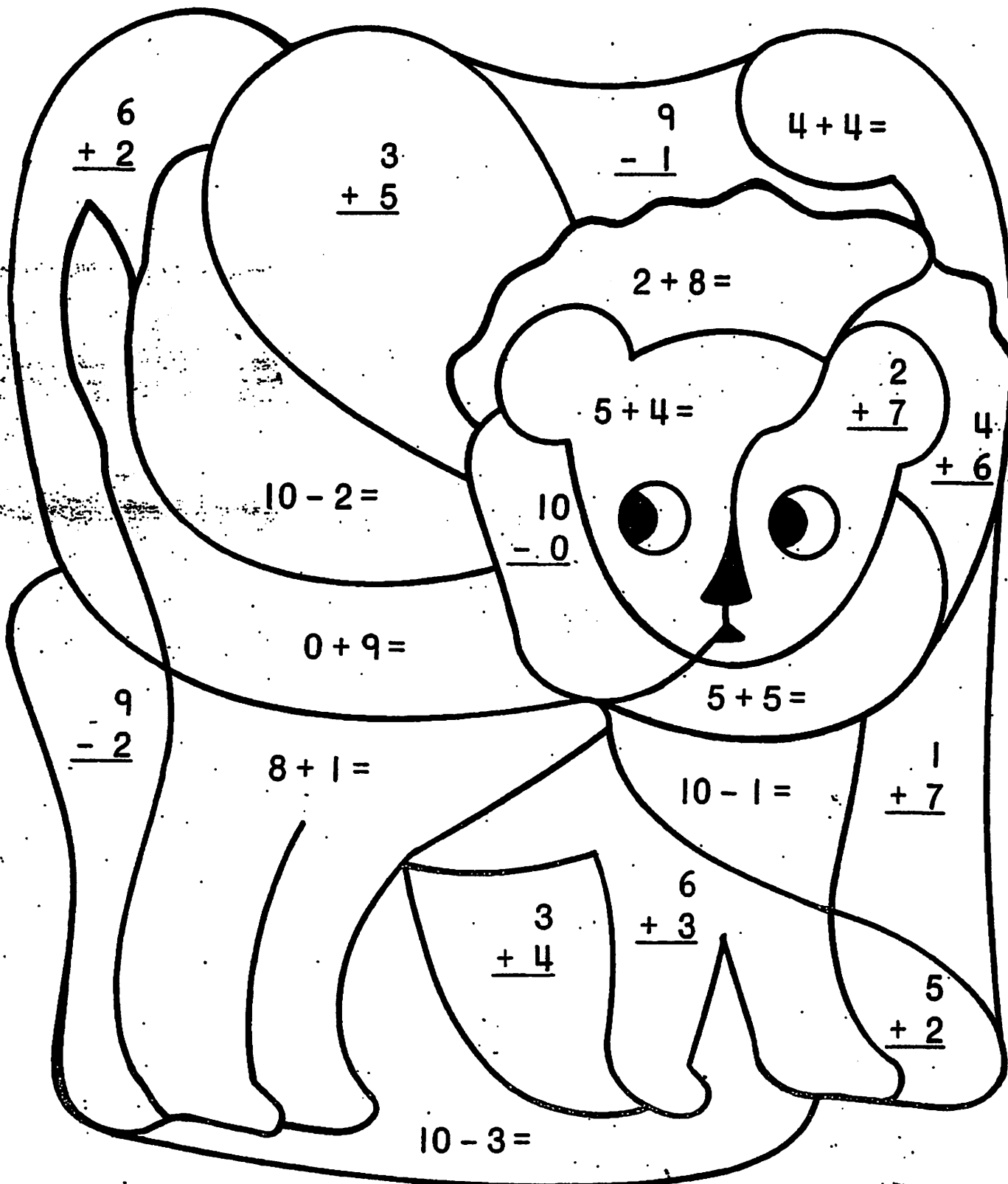
Write your sight word on the blank lines to complete the sentence:

_____ will set the table?


Write a sentence using your new sight word and read it out loud.



7 8 9 10
green blue yellow brown



Write your name.



Trace the word and say it aloud.

your your your

Write the word 2-3 times.

Write a sentence using the word and draw a picture.


Name: _____

Capitalization

Print out each sentence putting in capital letters where needed:



1 i saw shrek.



2 i read dear zoo.



3 cal loves candy.



4 jon has a treat.

Name _____

Patterns and Positions

1



2



Directions: Have children find and circle the picture that continues the pattern. Then ask them to draw the pattern.

Say it - Write it

Short Vowels 2

Name: _____

a



e



i



o



u

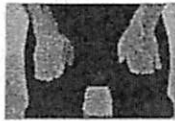


Say it

Write it

Say it


Write it

















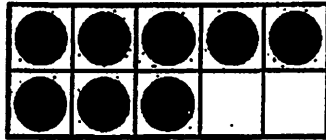
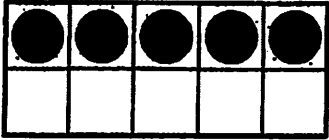






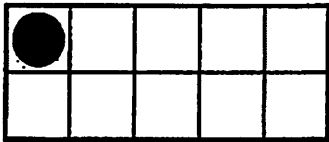




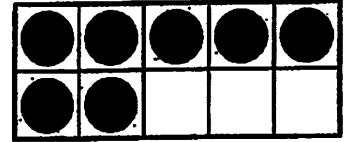
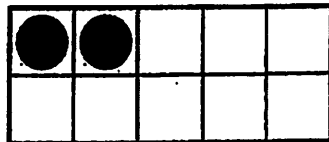
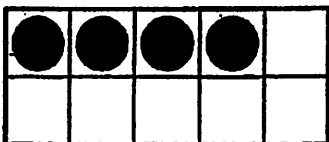





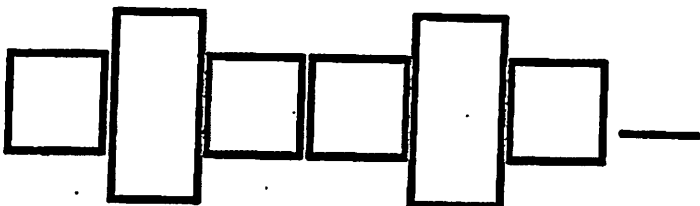
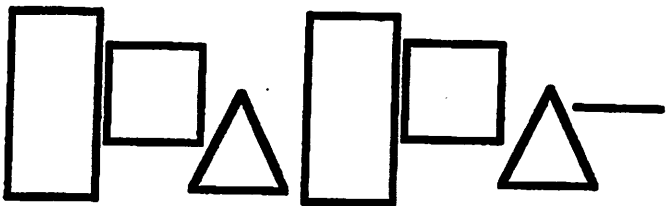
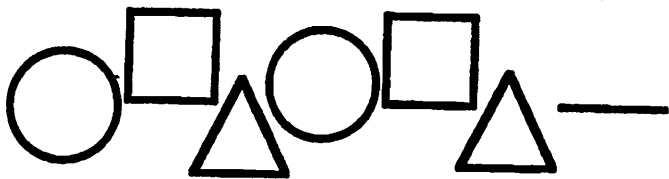

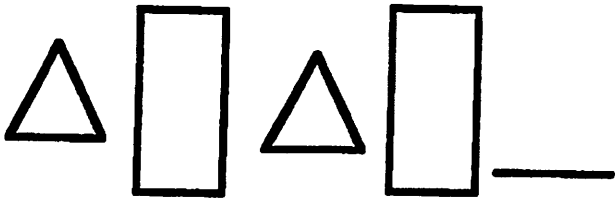
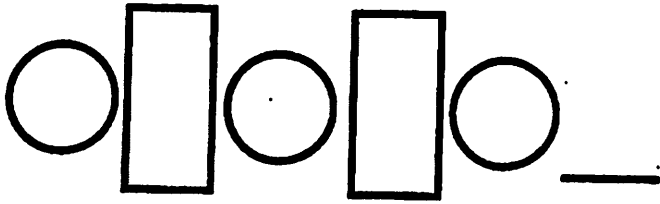
Name: _____

How many?









Patterns with Numbers

Directions: Look at each line of number patterns. Write the missing number on each line to complete the pattern.

1.

0 1 0 1 0 _____

2.

6 7 8 _____ 7 8

3.

3 _____ 4 3 4 4

4.

9 8 7 9 _____ 7

5.

_____ 2 3 1 2 3

6.

5 6 _____ 5 6 7

Name _____ Date _____

6 _____

11 _____

42 _____

26 _____

7 _____

CC2 Count forward beginning from a given number within the known sequence



Extend the Pattern

Directions: Extend the patterns below by drawing the correct shapes.

1.

2.

3.

4.

5.


Bunny

Name _____



Number Order

Directions: Color the eggs. Cut and paste them in correct number order.



3

5

8

7

4


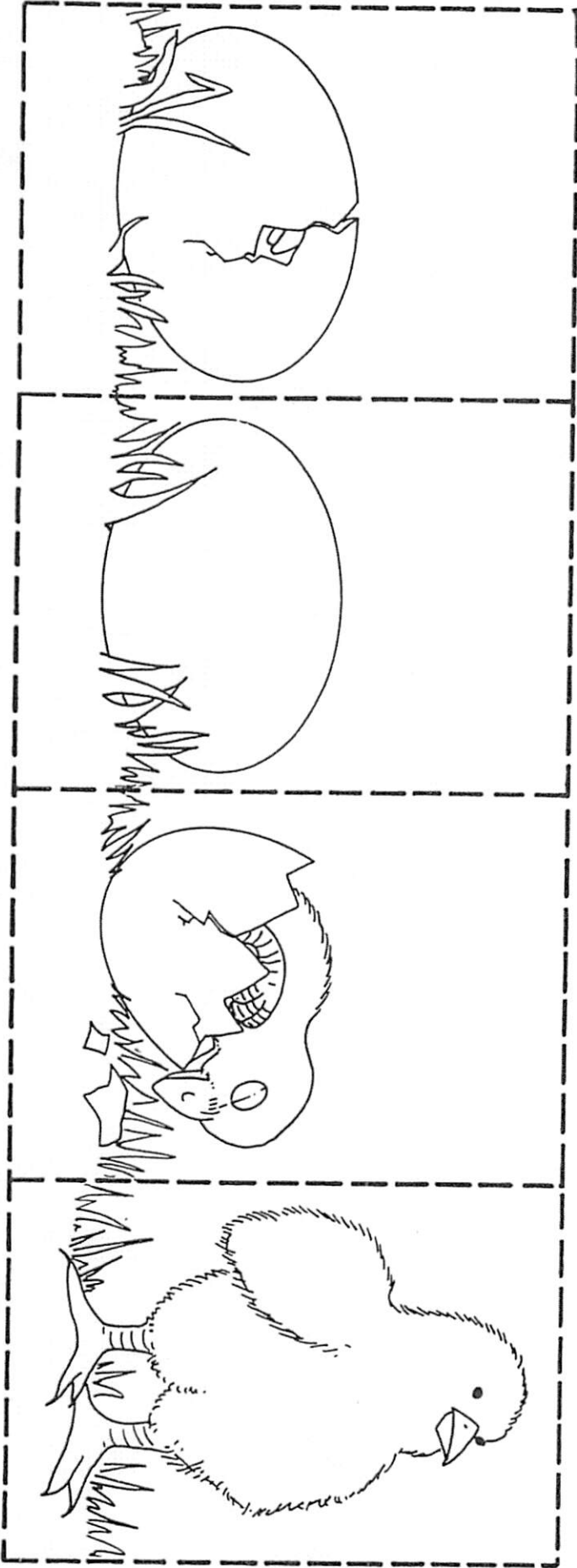
10

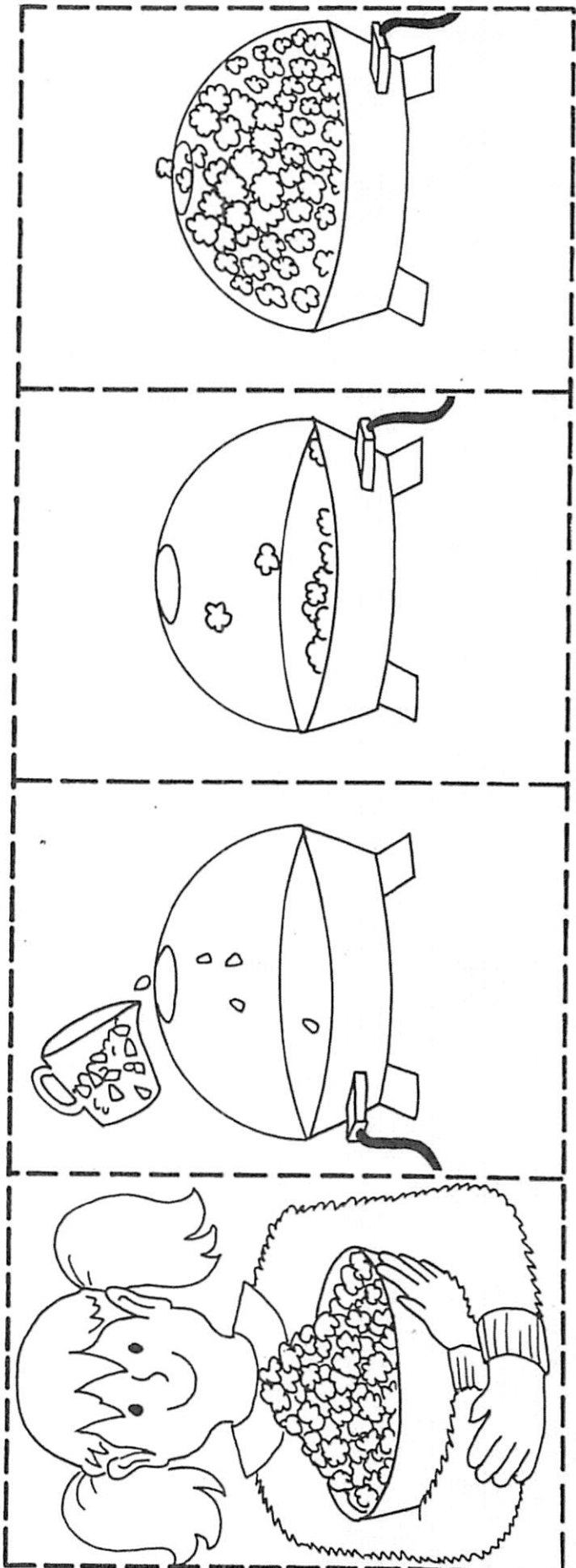
6

2

9

1





Name _____

Date _____

CVC word and picture matching

Write the word. Draw a line to match the word with the picture.

bib

bib



dog



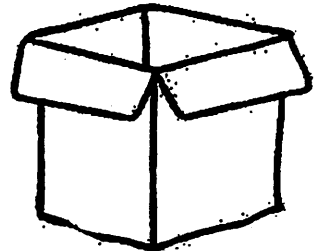
bus




box



rat



log



BLEND THE WORD

Draw a line to make the word "who."



TIC-TAC-TOE

Circle the letters that spell "who."

c	t	c
w	h	o
u	m	q

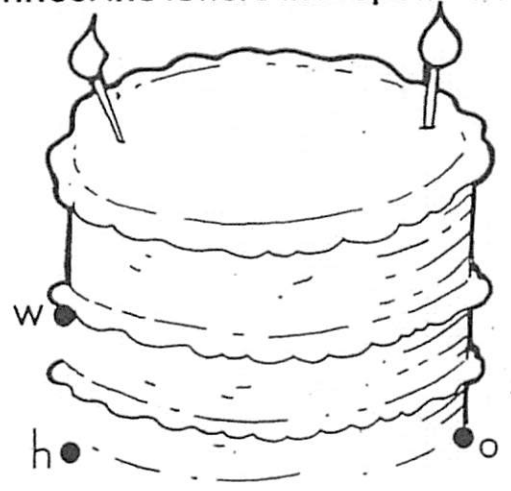
LETTER CONNECT

Connect the letters that spell "who."



DOT-TO-DOT

Connect the letters that spell "who."



FINISH THE SENTENCE

Use the word "who" to fill in the blanks. Read each sentence.

1. _____ was at the door?

2. _____ did their homework?

3. _____ was on the phone?

Name _____

all

Read

all

all


all

all

Trace



Write



Find and circle the word

all

all

all

here

out

at

at


but

all

all


am

To solve the rebus write the first letter of each animal



Answer key:
alligator, lion, ladybugs

Name _____



I spy these words:

to (blue) like (red) he (green)

he	I	the	like	to
my	he	like	a	to
a	to	a	the	like
he	like	the	he	to
to	my	he	a	like
like	I	like	he	a
I	the	a	to	like
the	to	the	I	the
to	I	he	to	he
he	to	my	like	the

Say the letters in order.



F	E	F	A	Y	
E	D	C	B	X	
F	G	H	U	V	W
G	H	I	T	S	X
A	I	J	S	R	Y
K	J	L	R	Q	Z
L	K	L	O	P	Q
M	N	M	N	O	P

Name _____

Phonics: Short
Vowel /a/a
.....
Lesson 1

► Circle the word that completes each sentence. Then write the word.

mat hat

.....

1. Jan has a _____



fan nap

.....

2. Max had a _____



ran sat

.....

3. Pam _____



lad sad

.....

4. I am _____



cat can

.....

5. He has a _____

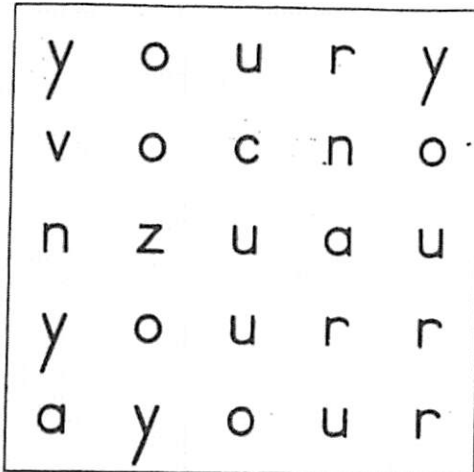


School-Home Connection

Have your child read the words and sentences aloud. Ask him or her to write other words with the short a sound.

WORD SEARCH

Circle the words "your."



PYRAMID WORDS

-4-

Build a pyramid for the word "your."

1.

2.

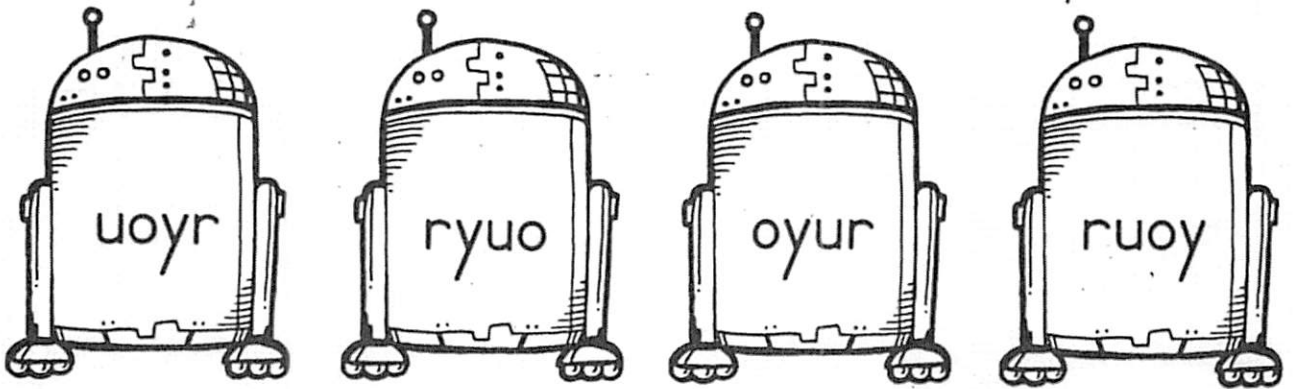
3.

4.

(The first letter goes on the top line. The first and second letters go on the second line and so on.)

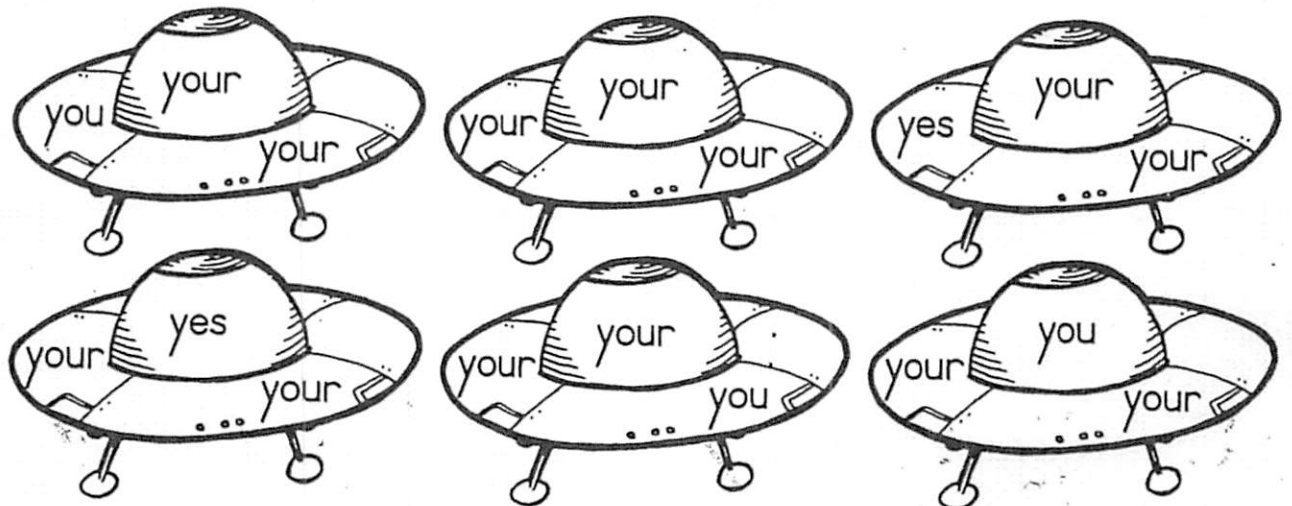
SCRAMBLED WORDS: Unscramble the letters to spell the word "your."

-5-



SPELL IT! Circle all of the words that spell "your."


-6-



Name: _____

Digraphs: Ch Words

Directions: Color the word that matches the picture.
Write the word on the line.




chair | chips | chop



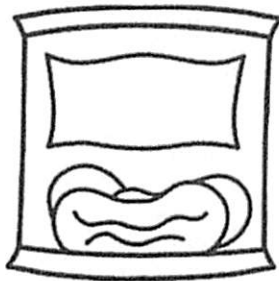
chin | chew | chest



chat | cherry | chalk



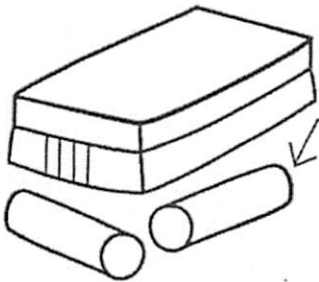
chick | chase | cheese



chips | check | cherry



chair | chat | chick



chalk | chest | chick




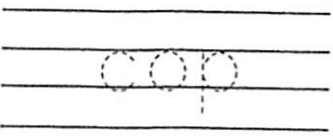



chat | chin | cheese





chair | cherry | church


CVC Initial Sound Sheet 1

Name: _____

Say each word. Write the beginning sounds.	Join the beginning sounds together to make a new word.	Draw.
 _____		
 _____	_____ _____ _____	
 _____	_____ _____ _____	
 _____	_____ _____ _____	

Say. Write. Draw a picture to match each of the three sounds. One has been done for you.

			 _____
---	--	--	--

			
---	--	--	--



Name: _____

Color by Sight Words

a=red I=green we=yellow
is=brown are=peach go=black
can=purple said=orange like=blue