

Distance Learning Log: 2nd Grade_____

Student Name:	Week of:
---------------	----------

Dear 2nd Grade Families and Students,

This packet is created for our students to review what we have been learning this year. We arranged for students to work on this packet within a period of 4 weeks. The goal is for students to work on activities daily. Each day there will be an opportunity for your child to practice Reading, Phonics, and Math. In addition, there will be some extra activities that will allow students to review Science.

For the month of May, our goal is to stay in touch through Zoom/Class Tag/Class Dojo/email/phone at least once a week. We included our contact information below. There is a detailed schedule for each week included as well. Please sign each day when your child has completed the work.

Student Resources For Learning:

- Zoom: for live class lessons and teacher chat/help.
 - Step 1: go to zoom.com
 - Step 2: Go to 'Join a Meeting-Login'
 - Step 3: Enter the Meeting ID provided by teacher on or before scheduled days of meeting
 - Step 4: Accept the audio and microphone. The meeting will begin on its own.
- RAZKids: online books assigned at your child's reading level.
 - Step 1: Go to www.kidsa-z.com
 - Step 2: Enter or choose the teacher's username
 - Step 3: Your child finds his or her username on the class chart.
 - Step 4: Your child enters his or her password.
- Reading Horizons: phonics assignments
 - Step 1: Go to <https://rts.rhdiscovery.com>
 - Step 2: Make sure you are on the student login tab
 - Step 3: Enter your username.
 - Step 4: Click 'ok' when your first and last name appears.
- IXL: math, science, and social studies practice
 - Step 1: Go to <https://www.ixl.com/signin/riverside>. Look for the logo.
 - Step 2: Enter your username.
 - Step 3: Enter your password.
 - Step 4: Choose the content that you wish to practice.

Teacher Contact Information:

Ms. Gretchen Rankin- grankin@riverside.k12.az.us, class tag messenger

Ms. Andrea Buehrens- abuehrens@riverside.k12.az.us, class dojo messenger

Ms. Raquel Barajas- rbarajas@riverside.k12.az.us, class tag messenger, (602)459-5444

Ms. Shannon McElhany- smcelhany@riverside.k12.az.us, class dojo messenger, (602)759-0228

Once this packet is completed, please follow the directions from your child's teacher and the school district. Thank you!

Distance Learning Log: 2nd Grade_____

WEEK 5 ASSIGNMENTS: Week of May 4-8

	Monday 4/4 Day 21	Tuesday 4/5 Day 22	Weds 4/6 Day 23	Thursday 4/7 Day 24	Friday 4/8 Day 25
Live Lesson via ZOOM		Ms. Barajas' class ONLY 9:00 a.m.	Ms. Buehrens' class ONLY 9:00 a.m.	Ms. McElhany's class ONLY 9:00 a.m.	Ms. Rankin's class ONLY 9:00 a.m.
Reading: <i>Students will answer questions about a text by finding evidence/ answers in the text.</i>	Choose 2 books to read from RAZKids, the passages provided or your own collection. -complete passage "The Lemon Tree" pg. 161 -Record titles in reading log.	Choose 2 books to read from RAZKids, the passages provided or your own collection. -complete passage "Smart Thinking" pg. 162 -Record titles in reading log.	Choose 2 books to read from RAZKids, the passages provided or your own collection. -complete passage "Four Great Seasons" pg. 163 -Record titles in reading log.	Choose 2 books to read from RAZKids, the passages provided or your own collection. -complete passage "Cats Are Better" pg. 164 -Record titles in reading log.	Choose 2 books to read from RAZKids, the passages provided or your own collection. -complete passage "Playing With Dirt" pg. 165 -Record titles in reading log.
Phonics: <i>Students will blend, spell, and code words with blends and double letters.</i>	Day 21 Short and Long Vowels -complete Day 21 p.61 -Reading Horizons online	Day 22: Short and Long Vowels -complete Day 22 p.62 -Reading Horizons online	Day 23: Phonetic Skill 1 -complete Day 23 p.63 -Reading Horizons online	Day 24: Phonetic Skill 1 -complete Day 24 p.64 -Reading Horizons online	Day 25: Phonetic Skill 2 -complete Day 25 p.65 -Reading Horizons online
Writing: <i>Students will write complete sentences to express gratitude and positivity.</i>	Weekly Writing: Sequence Stories -complete Week 5 writing: Making Pizza. ● Cut pictures from bottom and put in correct sequence. ● Write one complete sentence per picture. ● Check for proper spelling, punctuation, and capital letters.				
Math <i>Students will review concepts: addition and subtraction, time, money, skip counting, and measurement.</i>	Day 21: Spiral Review -complete Minute 70 worksheet p.77 -IXL (optional)	Day 22: Spiral Review -complete Minute 71 worksheet p.78 -IXL (optional)	Day 23: Spiral Review -Complete Minute 72 worksheet p.72 -IXL (optional)	Day 24: Spiral Review -Complete Minute 73 worksheet p.80 -IXL (optional)	Day 25: Spiral Review -Complete Minute 74 worksheet p.81 -IXL (optional)
STEM <i>Students will complete a STEM challenge using engineering design.</i>	Choose one activity from the STEM challenge page and circle it. -Complete Week 5 Reflection page "describe the challenge" and "why did you pick this?"	Continue STEM activity from Monday -Create your activity! -Complete Week 5 Reflection page: "Sketch what you made"	Continue STEM activity. Fill out Journal Reflection Page. -Complete Week 5 Reflection page: "Describe how your solution works"	Continue STEM activity. Fill out Journal Reflection Page. -Complete Week 5 Reflection page: "What was challenging? And "What did you learn?"	Continue STEM activity. -Complete any unfinished part of the STEM Journal Reflection Week 5.
Parent Signature	x_____	x_____	x_____	x_____	x_____

Distance Learning Log: 2nd Grade_____

Weekly Reading Log May 4-8

Day	Titles	Authors
Mon 5/4		
Tues 5/5		
Wed 5/6		
Thurs 5/7		
Fri 5/8		

Comments/Questions about weekly work:

STEM Challenges

B	I	N	G	O
Look for the Big Dipper in the night sky. See if you can locate all 8 stars that make it up. (Yup there's 8 not 7)	Using sticks, create a shelter that can keep a piece of paper dry during a rainstorm. The shelter must have one door and two windows.	Find a comfortable place to sit outside. Sit outside in silence for 30 minutes. Write about what you experienced during this.	Put a stick into the ground and observe where its shadow is at 9am, Noon and 3pm. Make a prediction on where it's going to be at 6pm. See if your prediction is correct!	Build a home for a gnome: a fun little place for a critter to hang out in
At night, try to find red, white, orange and blue colored stars.	Using things you find outside create a musical instrument. Get some people together and have a jam band.	Collect leaves from at least six different plants. Find five different ways to sort them. Come up with some reasons on why they look different.	Find the largest rock you can. Draw a picture of it. Come up with an explanation on how that rock got there.	Find 20 different plants and animals that live in your backyard create a chart on how they interact with each other.
Draw what the moon looks like for a week. Make a prediction on what it's going to look like on the 8th day	Observe how an animal eats. Using materials found outside. Create a model of how that animal eats. Find a useful task for it to do!	Arrange sticks in such a way that it spells your name in a shadow.	Hide a special treasure outside. Create a treasure map. Give the map to someone and see if they can find the treasure using your instructions.	Build a birdfeeder and observe what different birds go there. Make a graph of the results. Come up for a reason why one bird shows up the most.
Listen for different types of animal calls. Make a prediction on what type of animal is making that noise.	Plant a vegetable or a fruit. Measure the growth everyday. Make a graph of how high it grows.	Collect 20 seeds from outside. Create a device that will spread them out so they can grow.	Find three rocks in your backyard. Describe what makes them different and come up with a hypothesis that explains how they got to be like that.	Find three different types of seeds. Explain why they look different and make a hypothesis on why they look the way they do.
At Night, find an object in the sky (that's not the moon). Come up with directions on how to find it. See if you can determine what the object actually is (planet, name of a star, type of star...etc)	Using materials that you find outside. Build something that can launch a tennis ball onto a target 10 feet away	Come up with a way to water a plant for 8 days without turning on any water source	Go for a walk around your neighborhood. Collect six different objects. When you get home write a story incorporating everything you found.	When it rains, put 3 glasses in different places in your backyard. Compare the different amounts of rainwater after it rains.


Week 5

STEM Journal Reflection Page

Describe the Challenge you picked:

Why did you pick this challenge?

In the box below sketch picture of what you made (if you did something on another page, include those instead)




Describe how your solution works.

What was challenging about this project? How did you overcome these challenges?

What did you learn while doing this challenge?

Sequence Stories

Name Week 5



Making Pizza

First

Next

Then

Last or Finally

pizza

dough

rolling pin

sauce

cheese

pepperoni

cutter

eat

1

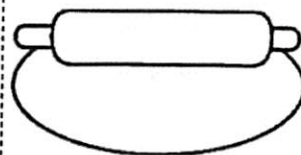
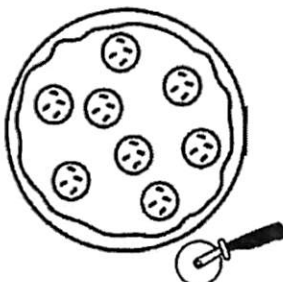
2


3

4



180

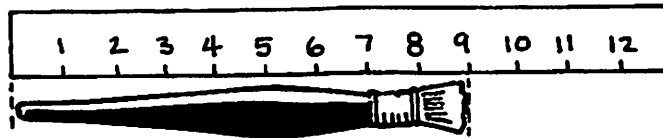




Minute 70

Name _____

1. How long is the paintbrush? _____ cm

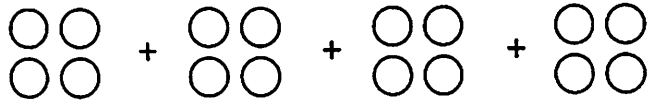


2. Circle the number that is less: 298 689


3. Draw a line of symmetry on the shape.



4. $4 + 4 + 4 + 4 =$ _____



5. Circle the time:
1:25 7:25



6. Is the circle divided into 4 equal parts?
Circle: Yes or No



7. In the number 328, which digit is in the hundreds place? _____

8. Claude picks a half-dozen apples. How many apples did he pick?
_____ apples

9.
$$\begin{array}{r} 58 \\ - 29 \\ \hline \end{array}$$

10. Use < or >. 789 _____ 798

READ THE PASSAGE Find out what a lemon tree needs.**The Lemon Tree**

"Hey! Our tree has tiny lemons on it," Eva said to Alina. "They are hard and green."

"But the leaves don't look very happy," said Alina. "They are droopy and dry."

"You are right," said Eva. "Maybe it isn't getting what it needs. Let's find out how to take care of it."

The girls looked in a book about trees. They found the part about lemon trees. They read that lemon trees like a lot of sun. Lemon trees need to be watered often. When the nights grow cold, lemon trees in pots should be moved into the house. When winter ends, they can be put back outside in a sunny spot. Plant food helps keep the trees healthy.

"Is that the same tree you girls had last winter?" Mother asked one day. "It looks much better than before, and there are so many big yellow lemons."

"Yes, it's the same tree," they said proudly. "We learned how to take care of it."

SKILL PRACTICE Read the question. Fill in the bubble next to the correct answer.

- As lemons grow, they _____.
 - dry out
 - get droopy
 - get smaller
 - change color
- To protect a potted tree in the winter, _____.
 - water it every day
 - move it into the house
 - pick its fruit right away
 - give it special plant food
- To learn how to care for the tree, the girls _____.
 - read a book
 - ask their mother
 - go to a plant store
 - talk to each other
- Mother notices the tree because _____.
 - it has no lemons on it
 - its leaves are droopy
 - it looks better than before
 - its lemons are hard and green

STRATEGY PRACTICE Tell a partner what the tree looked like at the end of the passage.

**Skills Review**

- All vowels have more than one sound.
- Vowels are marked with markings to show the vowel sound in a word.
- Vowel markings tell whether the vowel is short (the sound of the vowel) or long (the name of the vowel).
- These are the markings: short vowel = \smile , long vowel = $\bar{\quad}$.

DECODING

To show that a vowel sound is short, put a " \smile " above the vowel.

\smile a \smile e \smile o \smile u \smile i

To show that a vowel sound is long, put a " $\bar{\quad}$ " above the vowel.

\bar{a} \bar{e} \bar{o} \bar{u} \bar{i}

A. Mark these vowels short by putting a " \smile " above the vowel.

a e o u i

B. Mark these vowels long by putting a " $\bar{\quad}$ " above the vowel.

a e o u i

APPLICATION ACTIVITIES

A. Write these short vowel words and long vowel words under the correct vowel sound. Have someone read the words to you if needed. Pay attention to the sounds of the vowels.


cute	ten	off	up	kid
can	be	pay	go	hi

Short Vowels

\smile a	\smile e	\smile o	\smile u	\smile i

Long Vowels

\bar{a}	\bar{e}	\bar{o}	\bar{u}	\bar{i}





Minute 71

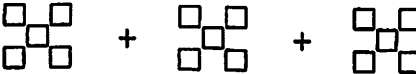
Name _____

1. $50 - 10 =$ _____
2. $42 + 40 =$ _____
3. Mei wants to buy a fruit roll for 12¢. She has one dime in her pocket. How much more does she need to buy the fruit roll? _____ ¢
4. Do 2 feet equal 24 inches? Circle: Yes or No

For questions 5 and 6, write the number of parts.
Circle: equal or not equal

5.  _____ parts equal not equal

6.  _____ parts equal not equal

7. $5 + 5 + 5 =$ _____ 

8.
$$\begin{array}{r} 84 \\ - 45 \\ \hline \end{array}$$

9. Write the number five hundred forty-six. _____

10. Write how much money in all. _____ ¢



READ THE PASSAGE Notice each thing that Chico does.**Smart Thinking**

Al and Chico were eating in a Chinese restaurant with their parents. At the end of the meal, the waiter brought fortune cookies. Each one had a piece of paper inside with a message printed on it. "What does your fortune say?" asked Al.

Chico broke open his cookie and pulled out the paper inside it. "It says that I will help others," he said.

The next day at the park, Chico chased a baseball to the corner of the field. There he saw a little dog. It looked lost. Chico knew he had seen the dog before. "That is Ricky's dog, Jesse!" he thought.

Ricky's house was near the park. Chico picked up the dog, carried it to Ricky's house, and knocked on the door. "Jesse!" said Ricky when he opened the door. "Did you dig under the fence again?"

"He was alone in the park," Chico said.

"Thank you for bringing him home!" Ricky said.

"My fortune came true," thought Chico.

SKILL PRACTICE Read the question. Fill in the bubble next to the correct answer.

- Why does Chico break open his cookie?
 - to share it with Jesse
 - to give a piece of it to Al
 - to save part of it for later
 - to read the message inside of it
- Why does Chico run to the corner of the field?
 - He is chasing a ball.
 - A dog is chasing him.
 - He is looking for Ricky's lost dog.
 - He wants to catch up with Ricky.
- Chico goes to Ricky's house to _____.
 - see Ricky's puppy
 - eat dinner there
 - return Ricky's lost dog
 - pick up his brother
- Chico's fortune came true because he _____.
 - chased a ball
 - helped Ricky find Jesse
 - went to the park
 - shared his cookie with Al

STRATEGY PRACTICE Retell the story to a partner in the same order the author told it.



Short and Long Vowels

B. **Circle** the short vowel slides. **Underline** the long vowel slides. Read the slides.

tā

nē

kĕ

rō

bŭ

cā

pŏ

mĭ

dū

fī

C. Find and circle these short vowel words in the word search. Words can go down ↓, across →, or diagonal ↘ ↗.

M	S	B	L	K	G
J	S	G	E	D	S
O	I	C	G	Q	R
B	T	P	U	S	P
C	A	T	E	U	F
D	O	G	C	N	I

bag

dog

sit

big

job

sun

cat


leg

cup

pen



Minute 72



Name _____

1.
$$\begin{array}{r} 90 \\ - 66 \\ \hline \end{array}$$

2.
$$\begin{array}{r} 364 \\ + 138 \\ \hline \end{array}$$

3.
$$\begin{array}{r} 37 \\ 41 \\ + 15 \\ \hline \end{array}$$

4. Write the numbers that come before and after.
 _____ 401 _____

5. $6 + 6 + 6 =$ _____

$+$
 $+$

For questions 6 and 7, write the number of equal parts that are shaded.

6. $\frac{\square}{2}$ shaded part
 equal parts

7. $\frac{\square}{3}$ shaded parts
 equal parts

8. Jenna has 3 books. Nate has 9 books. Hannah has 6 books.
 How many books do they have altogether? _____ books

9. Write how many hours have passed.
 _____ hours



10. Use < or >. 430 _____ 420

READ THE PASSAGE Ask yourself how the writer feels about seasons.

Four Great Seasons

Some people live in places where the weather is different each season. Their summers are warm and bright. They go swimming with friends. They have fun hiking, biking, and camping. If they live near water, they can go fishing and boating, too.

People who live in places with four seasons feel summer change to fall. The days grow cool and crisp. As the leaves turn color, the trees look dipped in gold. Children jump into piles of leaves.

People who live in places with four seasons enjoy frosty winters. Their world is often covered with sugar-white snow. They go sledding and build cute snowmen.

People who live in places with four seasons are the most happy when spring comes. People enjoy spending time outdoors after the long, cold winter. Fresh, green leaves appear on the bare trees. Brightly colored flowers bloom.

SKILL PRACTICE Read the question. Fill in the bubble next to the correct answer.

- Which sentence tells that the writer thinks fall trees are pretty?
 - They look dipped in gold.
 - They are covered with sugar.
 - They are warmed by the sun.
 - They turn colors.
- Which one is a fact?
 - Camping is fun.
 - Winter is too cold.
 - Snowmen look cute.
 - Fall is after summer.
- The writer thinks hiking is _____.
 - silly
 - fun
 - boring
 - dangerous
- Which one makes the sentence an opinion?

People who have four seasons _____.

 - see snow fall in the winter
 - are warmest in the summer
 - are most happy in the spring
 - see leaves change in the fall

STRATEGY PRACTICE Circle the words that helped you picture each season.



Skills Review

- When a vowel is followed by one guardian consonant, the vowel sound is *short*.
- The term *guardian consonant* is used to identify the consonant following the vowel and to distinguish it from other consonants in a word.
- A guardian consonant is marked with a *guardian star* (*).

DECODING

To prove the word:

1. Move *under* the word left to right. Place an x under the vowel. If there is a Blend in the word, mark it with an arc. (If a Blend begins the word, arc it before marking the vowel.)
2. Continue moving to the right and see if there is a guardian consonant (and nothing else) following the vowel. Move up and mark the guardian consonant with a guardian star (*).
3. Move left to the vowel. Mark the vowel short with the short vowel mark (˘). The guardian consonant makes the vowel short.

stop
˘ x

man
˘ *

A. Mark the guardian consonant with a guardian star (*).

hat
*

dog

rug

kid

B. Prove these words.

mom

box

big

step

run

quit


plan

nut

READING

Read these signs. Notice the Phonetic Skill 1 words.





Minute 73

Name _____

1. $54 - 10 = \underline{\quad}$


2. Circle the cone:



3.
$$\begin{array}{r} 66 \\ + 38 \\ \hline \end{array}$$

4.
$$\begin{array}{r} 38 \\ + 10 \\ \hline \end{array}$$

5. How much does the melon weigh? _____ pounds



6. Find the pattern. Write the missing number.
875, 880, 885, _____, 895

7. Write how much money in all. _____ ¢



8. Write the number eight hundred seventy-one. _____

9. Write the numbers that come before and after. _____ 350 _____

10. Tyler ate 12 grapes. Alfredo ate 8 grapes. How many more grapes did Tyler eat than Alfredo? _____ grapes

READ THE PASSAGE Look for the writer's opinions.

Cats Are Better

Many people like dogs more than cats. Dogs are friendly and smart. They are fun to spend time with. I think dogs are very nice, but cats make better pets. Cats are quieter. They are cleaner. They are easier to take care of. They are good company, too.

Cats are quiet. They purr softly when they are happy. Cats do not bark loudly like dogs each time someone knocks on the door. They do not bother the neighbors with noises they make. Cats are almost as quiet as mice.

Cats are cleaner than dogs, too. They do not need to be given baths. They clean themselves with their tongues.

Cats are easy to care for. They do not need as much attention as dogs. They do not need daily walks.

Cats are very cozy company. They curl up quietly on their owners' laps.

SKILL PRACTICE Read the question. Fill in the bubble next to the correct answer.

- The writer thinks dogs are _____.
Ⓐ cozy
Ⓑ sleek
Ⓒ clean
Ⓓ noisy
- Which one is an opinion?
Ⓐ Cats have four legs.
Ⓑ Cats purr and meow.
Ⓒ Cats make good pets.
Ⓓ Cats clean themselves.
- Which one is a fact?
Ⓐ Cats do not bark.
Ⓑ Dogs are too loud.
Ⓒ Cats make good pets.
Ⓓ Most people like dogs.
- The writer thinks cats are _____.
Ⓐ hard to wash
Ⓑ easy to care for
Ⓒ louder than dogs
Ⓓ quieter than mice

STRATEGY PRACTICE Underline the four main reasons the author gives why cats are better pets than dogs.



Phonetic Skill 1

APPLICATION ACTIVITIES

A. Write the word from the box next to the word it rhymes with.

cup	trip	plus	pen	drop	*kep
-----	------	------	-----	------	------

- | | |
|---------------|---------------|
| 1. men _____ | 4. step _____ |
| 2. stop _____ | 5. bus _____ |
| 3. up _____ | 6. dip _____ |


B. Change the vowel to make a new word.

Example: cat: a → u = cut

- | | |
|-----------------------|-----------------------|
| 1. cut: u → o = _____ | 4. tip: i → a = _____ |
| 2. man: a → e = _____ | 5. mat: a → e = _____ |
| 3. cop: o → u = _____ | 6. beg: e → a = _____ |

C. **Circle** the three words that rhyme.

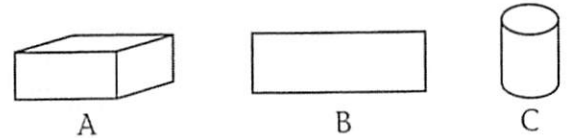
- | | | | | | |
|---------------------|-----|------|-------|-----|-----|
| 1. bad : mad | big | glad | get | sad | lid |
| 2. fit : fun | it | lip | split | mat | sit |



Minute 74



Name _____

1. Write the missing numbers. _____, 300, 400, _____, 600
2. $75 - 10 =$ _____
3. Circle how much a pencil might cost: 25¢ \$25
4. Circle the rectangular prism:



5. Use < or >. 518 _____ 531
6.
$$\begin{array}{r} 272 \\ -129 \\ \hline \end{array}$$
7.
$$\begin{array}{r} 87¢ \\ -30¢ \\ \hline \end{array}$$

For questions 8 and 9, write the number of equal parts that are shaded.

8.  $\frac{\square}{3}$ shaded parts equal parts
9.  $\frac{\square}{4}$ shaded parts equal parts

10. There are 16 ounces in 1 pound. Circle: True or False

READ THE PASSAGE Pay attention to what happens and why it happens.**Playing with Dirt**

"Our yard is not pretty," moaned Sally. "All I see is dirt and more dirt."

Hank scooped some dirt into his hands. "This soil is good, and it has no rocks," said Hank. "It's just right for growing a vegetable garden."

So Sally and Hank shoveled and seeded. They watered and weeded. A few months later, the yard had become a garden of greens.

Green beans on vines twisted up wooden poles. A row of lettuce stood ready to be picked. Their leaves were green ruffles. Strips of cloth tied tomato plants to poles. Ripe tomatoes hung on the stems. They looked like red balls on Christmas trees. Other plants sat in a row. Their leaves were dark green and big. They hid the fat potatoes that grew under the ground.

"Hard work makes dirt look good!" exclaimed Sally.

SKILL PRACTICE Read the question. Fill in the bubble next to the correct answer.

1. Because Hank and Sally worked hard, _____.
 - Ⓐ they got rid of all the dirt
 - Ⓑ the tomatoes were red
 - Ⓒ they grew a vegetable garden
 - Ⓓ the flowers they grew were pretty
2. The garden grows because _____.
 - Ⓐ Sally does not like the dirt that is in the yard
 - Ⓑ Hank scoops dirt in his hands
 - Ⓒ Sally and Hank tie plants to poles
 - Ⓓ Sally and Hank plant seeds and care for them.
3. Which one states a fact?
 - Ⓐ The soil is rich for growing food.
 - Ⓑ Lettuce leaves are ruffles.
 - Ⓒ The tomatoes look like red balls.
 - Ⓓ Dirt is not pretty.
4. Which one states an opinion?
 - Ⓐ Green beans grow up poles.
 - Ⓑ The yard is not pretty.
 - Ⓒ The dirt has no rocks.
 - Ⓓ Potatoes grow under the ground.

STRATEGY PRACTICE What is something you pictured about the garden?



Skills Review

- When a vowel is followed by two guardian consonants, the vowel sound is *short*.
- Blends can come at the end of the word. Mark them with two guardian stars because you hear two sounds.

DECODING

To mark and prove the word:

1. Move *under* the word left to right. Place an x under the vowel. If a Blend begins the word, arc it before marking the vowel.
2. Continue moving to the right. Note that there are *two* guardian consonants. Move up and around, and mark each consonant with a guardian star.
3. Move left to the vowel. Mark the vowel short with the short vowel mark (◡). The *two* guardian consonants make the vowel sound short.

hint
 ◡ * *
 x

blend
 ◡ * *
 x

- A. Mark each guardian consonant with a guardian star (*). Remember that when Blends are guardians, each letter gets a guardian star.

last
 * *
 x

help

soft

must

milk

- B. Prove these words. Be sure to mark Blends.

list
 ◡ * *
 x

send

next

stand

ask

cost

dust

lift

READING

Read this ad.
 Notice the Phonetic
 Skill 2 words.

**WANT TO SPEND LESS
 ON RENT?** Let us help
 you! Well-kept condo for
 rent in west end of town.
 Cost: \$800 per month.
 This is the best deal in
 town. Act fast! This won't
 last long! You must see it
 to believe it!

Distance Learning Log: 2nd Grade_____

WEEK 6 ASSIGNMENTS: Week of May 11-15


	Monday 5/11 Day 26	Tuesday 5/12 Day 27	Weds 5/13 Day 28	Thursday 5/14 Day 29	Friday 5/15 Day 30
Live Lesson via ZOOM		Ms. Barajas' class ONLY 9:00 a.m.	Ms. Buehrens' class ONLY 9:00 a.m.	Ms. McElhany's class ONLY 9:00 a.m.	Ms. Rankin's class ONLY 9:00 a.m.
Reading: <i>Students will read and answer questions about main idea and problem/solution.</i>	Choose 2 books to read from RAZKids, the passages provided or your own collection. -Complete passage "Which Ride Is for You?" pg. 167 -Record titles in reading log.	Choose 2 books to read from RAZKids, the passages provided or your own collection. -Complete passage "Ready to Ski" pg. 168 -Record titles in reading log.	Choose 2 books to read from RAZKids, the passages provided or your own collection. -Complete passage "A Tent With Wheels" pg. 169 -Record titles in reading log.	Choose 2 books to read from RAZKids, the passages provided or your own collection. -Complete passage "Time to Wake Up" pg. 170 -Record titles in reading log.	Choose 2 books to read from RAZKids, the passages provided or your own collection. -Complete passage "Off to School" pg. 171 -Record titles in reading log.
Phonics <i>Students will blend, spell, and code words with blends and sight words.</i>	Day 26: Phonetic Skill 2 -Complete Day 26 p.66 -Reading Horizons online	Day 27: Vowel Families -Complete Day 27 p.67 -Reading Horizons online	Day 28: Most common word list -Complete Day 28 p.68 -Reading Horizons online	Day 29: Parts of Speech -Complete Day 29 p.69 -Reading Horizons online	Day 30: Parts of Speech -Complete Day 30 p.70 -Reading Horizons online
Writing: <i>Students will write complete sentences to express gratitude and positivity.</i>	<ul style="list-style-type: none"> ● Complete week 6 sequencing: Spring Cleaning <ul style="list-style-type: none"> ○ Read passage. ○ Cut and glue pictures in correct order. ● Complete week 6 sequence writing. <ul style="list-style-type: none"> ○ Choose an activity that you have completed during the past weeks. It could be cooking, a project, or a game. ○ Write 1 or two sentences for each step. Check your work for proper spelling, punctuation, and capitalization. 				
Math <i>Students will review concepts: addition and subtraction, time, money, skip counting, and measurement.</i>	Day 26: Spiral Review -Complete Minute 75 worksheet p. 82 -IXL (optional)	Day 27: Spiral Review -Complete Minute 76 worksheet p.83 -IXL (optional)	Day 28: Spiral Review -Complete Minute 77 worksheet p.84 -IXL (optional)	Day 29: Spiral Review -Complete Minute 78 worksheet p.85 -IXL (optional)	Day 30: Spiral Review -Complete Minute 79 worksheet p.86 -IXL (optional)
STEM <i>Students will complete a STEM challenge using engineering design.</i>	Choose one activity from the STEM challenge page and circle it. -Complete Week 6 Reflection page "describe the challenge" and "why did you pick this?"	Continue STEM activity from Monday -Create your activity! -Complete Week 6 Reflection page: "Sketch what you made"	Continue STEM activity. Fill out Journal Reflection Page. -Complete Week 6 Reflection page: "Describe how your solution works"	Continue STEM activity. Fill out Journal Reflection Page. -Complete Week 6 Reflection page: "What was challenging? And "What did you learn?"	Continue STEM activity. -Complete any unfinished part of the STEM Journal Reflection Week 2.
Parent Signature	x_____	x_____	x_____	x_____	x_____

Distance Learning Log: 2nd Grade_____

Weekly Reading Log May 11-15

Day	Titles	Authors
Mon 5/11		
Tues 5/12		
Wed 5/13		
Thurs 5/14		
Fri 5/15		

Comments/Questions about weekly work:




Minute 75

Name _____

1. Write 10 more than 100. _____
2. Write the number eight hundred seven. _____
3. Mike has 3 rocks. Jan has 10 rocks. How many rocks do they have altogether? _____ rocks

4. Write the time. _____



5. Circle the pyramid:



A



B

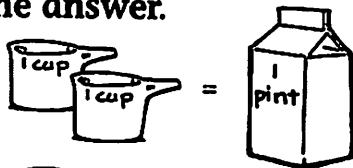


C

6. $23 - 10 =$ _____

7. In the number 280, which digit is in the tens place? _____

In questions 8 and 9, does each hold more or less than 1 pint?
Circle the answer.



2 cups = 1 pint

8.  more less

9.  more less

10. Use < or >. 757 _____ 577

READ THE PASSAGE

Find out how horses and camels are alike and different.

Day 26

Which Ride Is for You?

You're going camping in a far-off desert campground. You can't get there by car. There are no roads, only trails. You can ride a horse or you can ride a camel! Which one will you choose? Here are some facts to help you decide.

Camels are a lot taller than most horses. A camel must kneel down for you to get on. But you can see a lot from way up there! Camels don't wear iron shoes like horses do. Their feet make little noise. You can easily hear the birds singing and the guide pointing out interesting sights. Horses' feet clippity-clop noisily as they walk.

Horses are faster than camels. They are more sure-footed on rough, rocky trails, too. But camels are more sensible. They don't get frightened as easily as horses. If a horse gets its feet tangled in a rope, it may panic and hurt itself. A camel is more likely to stop and figure out what to do.

Both horses and camels can travel long distances and go over 20 miles a day. But camels can go many days without food and water. Horses need food and water every day.

Which animal would you choose?

SKILL PRACTICE

Read the question. Fill in the bubble next to the correct answer.

1. Horses and camels both _____.

- Ⓐ need water every day
- Ⓑ wear shoes
- Ⓒ carry people
- Ⓓ have humps

3. Horses are _____ than camels.

- Ⓐ faster
- Ⓑ bigger
- Ⓒ quieter
- Ⓓ stronger

2. Horses and camels both _____.

- Ⓐ kneel down for the rider
- Ⓑ can go long distances
- Ⓒ get frightened easily
- Ⓓ make a lot of noise when they walk

4. Camels _____ than horses.

- Ⓐ are more sure-footed
- Ⓑ need more water
- Ⓒ make more noise
- Ⓓ are less likely to be frightened

STRATEGY PRACTICE

Write a question you asked yourself as you read the passage.



Phonetic Skill 2

APPLICATION ACTIVITIES

A. List four words that follow Phonetic Skill 2 from the ad on the previous page.

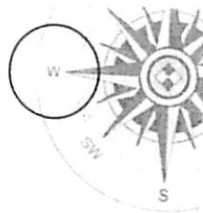
- 1. _____
- 2. _____
- 3. _____
- 4. _____

B. Write the Phonetic Skill 2 words that rhyme.

land	twist	fast	send	best	dust
past	rest	spend	just	mist	band



- 1. last _____
- 2. trust _____
- 3. end _____
- 4. test _____
- 5. sand _____
- 6. list _____

C. Add the two final consonants to form the word in the picture.



h a _ _ l a _ _ w e _ _ p l a _ _

D. Write a sentence using one of the words from Activity C.



Minute 76

Name _____

1. Circle the name of the shape:
triangle circle rectangle



2. Write 10 more than 220. _____

3. Add. Write the amount.



$$+ 20c = \underline{\quad}c$$

4. Circle the shape with no corners:

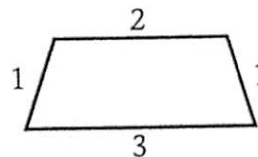


A


B

C

5. Write the distance around the shape. _____



6. Write how many parts are shaded.



7.
$$\begin{array}{r} 88 \\ + 6 \\ \hline \end{array}$$

Fish Caught

red boat	
blue boat	
yellow boat	

= 1 fish

Use the pictograph to complete questions 8-10.

- How many fish did the yellow boat catch? _____ fish
- How many fish did the red boat catch? _____ fish
- Which boat caught the fewest fish? _____

Name: _____

Compare and Contrast

WEEK 27

DAY 2

Day 27

READ THE PASSAGE

Think about which kind of skiing seems more fun.

Ready to Ski

Snow skiers glide down bright white hills. Then they ride ski lifts back to the top. Most skiers ski on two skis. They wear boots and gloves. They wear jackets and hats to stay warm in the frosty weather. Snow skiers hold a pole in each hand. The poles help them balance and turn.

Water-skiers slide over the water. They hold onto towropes. They are pulled behind motorboats and make turns on the water. Some use two skis. Others use just one. Some water-skiers are called "barefooters." They use no skis at all!

Water-skiers wear bathing suits. When the water is cold, they wear wet suits to stay warm. They wear life jackets for safety, too.

Some water-skiers and snow skiers like to do fancy tricks. They ski over jumps and do flips in the air. Wow! They are fun to watch.


SKILL PRACTICE

Read the question. Fill in the bubble next to the correct answer.

- All of the skiers in the passage _____.
 - slide and glide for fun
 - flip in the air
 - hold towropes
 - wear life jackets
- Snow skiers are different from water-skiers because of _____.
 - the reason they ski
 - the places they ski
 - how well they ski
 - how much they ski
- Water-skiers and most snow skiers _____.
 - ride ski lifts
 - wear hats
 - make turns
 - wear wet suits
- Both kinds of skiers _____.
 - carry two poles
 - can go barefoot
 - ski behind boats
 - can do fancy tricks

STRATEGY PRACTICE

Tell a partner two facts about snow skiing and two facts about water-skiing.

**Skills Review**

- When two consonants follow the vowels *o* or *i*, sometimes the vowel sound will be long. We call these *Vowel Families*. These are the Vowel Families: *-old*, *-olt*, *-ost*, *-ind*, *-ild*.

DECODING

Mark the vowel with an x. Underline the Vowel Family. Then mark the vowel long.

olt
x

ind
x

olt
x

ind
x

A. Mark the Vowel Families.

old
x

olt

ost

ind

ild

B. Prove the words.

old
x

jolt

most

grind

mild

scold

volt

host

mind

wild

READING

Read the Web site article. Notice the words that contain Vowel Families *o* and *i*.


Sell for More - Windows Internet Explorer
http://sell4more.com

sell4 more
PROPERTY SEARCH MORTGAGE RATES AGENT SEARCH FEATURED PROPER

Sell Now. Make More Money!

The Perfect Home

Old homes were hard to find, but Mike knew just what he had in mind. He checked the list of ads in the paper every day. At last, he found one that had been well cared for. Time had not taken its toll on this home. He couldn't even find any mold! Mike knew it was the kind of home he wanted, so he told the realtor to hold it for him.




Minute 77


Name _____

1. Write the number that comes between. 609 _____ 611

2. Write the amount.  = _____ ¢

In questions 3 and 4, which holds more or less than 1 quart?
Circle the answer.



3.  more less

4.  more less

5. Use < or >. 598 _____ 589

6.
$$\begin{array}{r} 507 \\ + 276 \\ \hline \end{array}$$

7. Write what part is shaded.



8. $3 + 3 + 3 + 3 + 3 =$ _____ 

9. Circle the digit in the hundreds place: 563

10.
$$\begin{array}{r} 27 \\ + 53 \\ \hline \end{array}$$

READ THE PASSAGE Picture what the tent trailer must be like.**A Tent with Wheels**

My family went on a road trip last summer. We pulled a tent trailer behind our car. We stopped at a different camp every night. When we reached a camp, we first hopped out of the car. Then we unfolded the trailer. It opened quickly and easily. It is like a tiny home!

In the middle of the trailer is a sink. Beside it is a little stove. We sat outside on lawn chairs to eat the soup or eggs Mom made.

Bedtimes were cozy. We put out the campfire. Then we washed up in the sink and went to bed. My sister and I shared a bed on one side of the trailer. Our parents slept in the bed on the other side. We were snug while the wind whistled through the trees outside.

As we pulled out of the camp the next morning, the trailer looked like a big, flat box. It was hard to believe that it was a tiny home at night.

MULTIPLE CHOICE Read the question. Fill in the bubble next to the correct answer.

1. Where did Mom probably cook the meals?

- Ⓐ on a barbecue
- Ⓑ over a campfire
- Ⓒ at home before the trip
- Ⓓ on the stove in the trailer

2. Who probably unfolded the trailer?

- Ⓐ the writer's parents
- Ⓑ the writer and her family
- Ⓒ the workers at the camp
- Ⓓ the writer's father and sister

3. How do you think the writer feels at bedtime in the trailer?

- Ⓐ cold
- Ⓑ homesick
- Ⓒ safe
- Ⓓ scared

4. Before they left each camp, the family likely _____.

- Ⓐ folded up the trailer
- Ⓑ walked to another camp
- Ⓒ wished they were home
- Ⓓ packed the boxes

WRITE A QUESTION Write a question about tent trailers that can be answered by information in the passage. Have a partner answer your question.

Vowel Families *o* and *i*

APPLICATION ACTIVITIES

A. Write three words from the article on the previous page that rhyme with *old*. Write two words from the article that rhyme with *find*.

1. old: _____

2. find: _____

B. Write the word from the box that correctly completes the sentence. Use the rhyming word at the end of the sentence as a clue. Then read the sentence.

host	bolt	wild	gold	kind
------	------	------	------	------

1. Did he find the _____? (told)
2. The horse is _____. (mild)
3. She was _____ to me. (mind)
4. The _____ of lightning hit the box. (colt)
5. I will thank the _____ before I go. (most)

C. Unscramble the letters to make words with Vowel Families *o* and *i*.


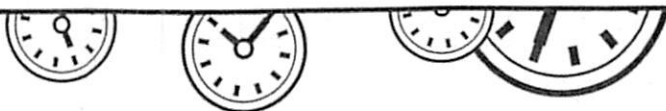
1. tolv _____

3. ldim _____

5. lsod _____

2. dnim _____

4. tpos _____



Minute 78

Name _____

1.
$$\begin{array}{r} 85 \\ - 10 \\ \hline \end{array}$$

2.
$$\begin{array}{r} 894 \\ - 119 \\ \hline \end{array}$$

3.
$$\begin{array}{r} 18 \\ + 53 \\ \hline \end{array}$$

4. Write one hundred twenty-one. _____

5. Add. Write the amount.  + 10¢ = _____ ¢

6. Use < or >. 876 _____ 786

For questions 7 and 8, circle if each holds more or less than 1 gallon.



7. a bathtub filled with water more less

8. a cup of hot chocolate more less

9. $35 + 10 =$ _____

10. Max has 5 plates. Each plate holds 5 gumballs.
How many gumballs does Max have in all? _____ gumballs



READ THE PASSAGE Look for clues that tell you how the people feel about the rooster.

Day 29

Time to Wake Up

Some children set alarm clocks each night. Their clocks buzz or play music in the morning. I wake up to a loud cock-a-doodle-doo! My rooster, Rick, crows when he sees the sun peek over the hill.

Rick is very handsome and proud. Rick protects the hens on our farm. He stands in the tree as a lookout. If Rick sees a fox moving toward the hens, he crows at the top of his lungs. Dad runs to make sure the hens are safe. "Thanks for your help, Rick," he says.

Sometimes Rick crows in the middle of the night. Then I think it's time to get up. Once, I was all dressed for school when I realized that it was not morning yet! I smiled and put my pajamas back on. Then I snuggled back into bed.

SKILL PRACTICE Read the question. Fill in the bubble next to the correct answer.

1. Why do you think some children set alarm clocks?
Ⓐ They do not want to be late.
Ⓑ They want to see the foxes.
Ⓒ They want to feed their roosters.
Ⓓ They do not want to miss sunrise.
2. What do most people probably do when their alarm clocks go off?
Ⓐ get into bed
Ⓑ get out of bed
Ⓒ check on their hens
Ⓓ put on their pajamas
3. The author probably does not need an alarm clock because _____.
Ⓐ the hens wake him up
Ⓑ the sun wakes him up
Ⓒ his father wakes him up
Ⓓ his rooster wakes him up
4. When Rick wakes the author too early one day, the author most likely _____.
Ⓐ is angry
Ⓑ yells at Rick
Ⓒ thinks it's funny
Ⓓ feels bothered

STRATEGY PRACTICE In three sentences or less, describe Rick to a partner.

**Skills Review**

- A *noun* names a person, place, thing, or idea. (Example: The bus is big.)
- An *adjective* describes a noun. (Example: It is a big bus.)
- A *verb* names an action or state. (Example: I sit on the bus.)
- An *adverb* describes a verb, an adjective, or another adverb. Frequently, adverbs end in the suffix *-ly*. (Example: I quickly got on the bus.)

A. **Circle** the nouns. **Underline** the adjectives. Use the sentences as clues.

hat red rug kid cat
big tall old dog small

1. He has a big dog.
2. She has a small cat.
3. She has a red hat.
4. That rug is old.
5. The kid is tall.

B. Read the sentences. **Circle** the verbs.




1. Ask your mom.
2. Help me!
3. I left at 8:00.
4. Mix the egg and milk.
5. I swim in the pond.



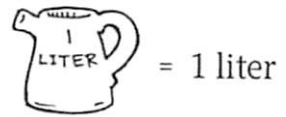
Minute 79

Name _____

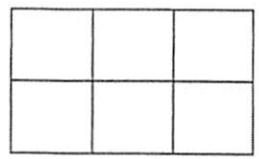
Use the picture to complete questions 1 and 2.

- Draw 2 balls in each box. 
- How many balls in all? _____ balls
- Write how many parts are shaded.  

For questions 4 and 5, circle if each holds more or less than 1 liter.



- a swimming pool more less
- a soup spoon more less

- Is the area of the shape 6 squares?
Circle: Yes or No 

7. $75 - 10 = \underline{\hspace{2cm}}$

- Does this equal \$3.51?
Circle: Yes or No



- Use $<$, $>$, or $=$. Seven _____ 7
- $48 + 10 = \underline{\hspace{2cm}}$

READ THE PASSAGE Remember what the children do and feel on the way to school.

Day 30

Off to School

Most of my friends walk to school each day, but I like to ride my bike. After I eat breakfast and wash up for school, I throw on my backpack. Do I have my lunch? Do I have my books and homework? Yes, I do.

I take my bike from the garage. I hop onto my bike and sail down the driveway. "See you later, Mom," I say.

I pass my friends as I ride by. "Hi, Matt!" they call as I pass. Marta does not want to ride with me. She does not like to wear a backpack. She likes to carry her books in her arms as she walks. She likes to look at flowers in the yards. She likes to pet cats on doorsteps. She likes to kick the fall leaves.

Not me! I like to fly on my bike with the fresh air in my face. When I get to school, I lock my bike in a rack. I walk across the field to say hi to Mrs. Brown and wait for my friends in our classroom.

SKILL PRACTICE Read the question. Fill in the bubble next to the correct answer.

- All of the children in the passage _____.
 - (A) kick fall leaves
 - (B) wear backpacks
 - (C) are riding bicycles
 - (D) are going to school
- The children who walk are probably not carrying _____.
 - (A) locks
 - (B) lunch bags
 - (C) homework
 - (D) schoolbooks
- The writer and Marta both _____.
 - (A) enjoy petting cats
 - (B) enjoy the trip to school
 - (C) like to look at flowers in yards
 - (D) like to feel the air in their faces
- One way the writer is different from Marta is that he _____.
 - (A) kicks the leaves
 - (B) carries his books in his arms
 - (C) wears a backpack
 - (D) pets cats on the way to school

STRATEGY PRACTICE Write a question you have about the passage. Have a partner answer it.



Parts of Speech

C. Change these adjectives to adverbs by adding the suffix *-ly*.

Example: quick (-ly) quickly

1. slow (-ly) _____

2. soft (-ly) _____

3. loud (-ly) _____

4. bad (-ly) _____

5. sad (-ly) _____


6. glad (-ly) _____

STEM Journal Reflection Page

Describe the Challenge you picked:

Why did you pick this challenge?

In the box below sketch picture of what you made (if you did something on another page, include those instead)



Describe how your solution works:

What was challenging about this project? How did you overcome these challenges?

What did you learn while doing this challenge?

Spring Cleaning



The kids helped with the spring cleaning at their house. First one of the girls washed the windows. Next another girl vacuumed the carpet. Then the boy mopped the kitchen floor. Last one of the girls dusted all of the furniture. The house was very clean!

1

2

3

4



Name: _____ Date: _____

Title: _____

First _____

Next _____

Then _____

Finally _____

Distance Learning Log: 2nd Grade_____

Weekly Reading Log May 18-22


Day	Titles	Authors
Mon 5/18		
Tues 5/19		
Wed 5/20		
Thurs 5/21		
Fri 5/22		

Comments/Questions about weekly work:

Distance Learning Log: 2nd Grade_____

Week 7 Assignments: May 18-22

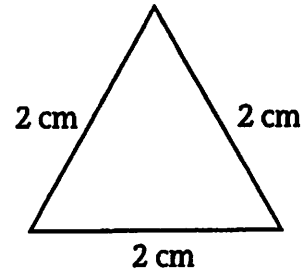
	Monday 5/18 Day 31	Tuesday 5/19 Day 32	Weds 5/20 Day 33	Thurs 5/21 Day 34	Friday 5/22 Day 35
Live Lesson via ZOOM		Ms. Barajas' class ONLY 9:00 a.m.	Ms. Buehrens' class ONLY 9:00 a.m.	Ms. McElhany's class ONLY 9:00 a.m.	Ms. Rankin's class ONLY 9:00 a.m.
Reading: <i>Students will read and answer questions about main idea and problem/solution.</i>	Choose 2 books to read from RAZKids, the passages provided or your own collection. -Complete passage "Firefighters on Duty" p.173 -Reading Horizons online	Choose 2 books to read from RAZKids, the passages provided or your own collection. -Complete passage "Broken Arm" p.174 -Reading Horizons online	Choose 2 books to read from RAZKids, the passages provided or your own collection. -Complete passage "Upside-Down World" p.175 -Reading Horizons online .	Choose 2 books to read from RAZKids, the passages provided or your own collection. -Complete passage "Part of the Show" p.176 -Record titles in reading log.	Choose 2 books to read from RAZKids, the passages provided or your own collection. -Complete passage "Tito Cares" p.177 -Record titles in reading log.
Phonics <i>Students will blend, spell, and code words with blends, plurals, and possessives.</i>	Day 31: Adding Suffixes to Phonetic Skills 1 and 2 -Complete Day 31 p.71 -Reading Horizons online	Day 32: Adding Suffixes to Phonetic Skills 1 and 2 -Complete Day 32 p.72 -Reading Horizons online	Day 33: Three Sounds of -ed -Complete Day 33 p.73 -Reading Horizons online	Day 34: Three Sounds of -ed -Complete Day 34 p.74 -Reading Horizons online	Day 35: Most Common Words List 7 -Complete Day 35 p.75 -Reading Horizons online
Writing: <i>Students will write complete sentences to express gratitude and positivity.</i>	<ul style="list-style-type: none"> ● Complete week 7 writing: Facebook <ul style="list-style-type: none"> ○ Read prompt ○ Choose a point of view: Yes, children under 13 should be able to have a Facebook account or No, children under 13 should not be able to have a Facebook account. ○ Write a paragraph that states your opinion and includes 3 supporting reasons. ○ Add a conclusion. ○ Check your work for spelling, punctuation, and capitalization. 				
Math <i>Students will review concepts: addition and subtraction, time, money, skip counting, and measurement.</i>	Day 31 : Spiral Review -Complete Minute 80 worksheet p.87 -IXL (optional)	Day 32: Spiral Review -Complete Minute 81 worksheet p.88 -IXL (optional)	Day 33: Spiral Review -Complete Minute 82 worksheet p.89 -IXL (optional)	Day 34: Spiral Review -Complete Minute 83 worksheet p.90 -IXL (optional)	Day 35: Spiral Review -Complete Minute 84 worksheet p.91 -IXL (optional)
STEM <i>Students will complete a STEM challenge using engineering design.</i>	Choose one activity from the STEM challenge page and circle it. -Complete Week 7 Reflection page "describe the challenge" and "why did you pick this?"	Continue STEM activity from Monday -Create your activity -Complete Week 7 Reflection page: "Sketch what you made"	Continue STEM activity. Fill out Journal Reflection Page. -Complete Week 7 Reflection page: "Describe how your solution works"	Continue STEM activity. Fill out Journal Reflection Page. -Complete Week 7 Reflection page: "What was challenging? And "What did you learn?"	Continue STEM activity. -Complete any unfinished part of the STEM Journal Reflection Week 7.
Parent Signature	X_____	X_____	X_____	X_____	X_____



Minute 80

Name _____

1. Write the perimeter of the shape.
_____ centimeters




2.
$$\begin{array}{r} 93 \\ - 54 \\ \hline \end{array}$$

3. Circle the name of the solid:
sphere cone cylinder



4. Do the carrots weigh more or less than 1 pound? Circle the answer.



more less

5. $84 + 10 = \underline{\hspace{2cm}}$

6. Write how many squares cover the shape.
The area of the shape is _____ squares.




7.
$$\begin{array}{r} 739 \\ - 476 \\ \hline \end{array}$$

8. A square has _____ sides and _____ corners.

9. Write the number two hundred eighty-nine. _____

10. Does this money equal \$5.10? Circle: Yes or No



READ THE PASSAGE Pay attention to how the characters act.**Firefighters on Duty**

The bell rang at the station. The firefighters leaped up. They pulled on their boots and helmets. They leaped into the big red truck. Cars on the street moved out of the way as the truck with a screaming siren rushed by. The firefighters were going to a big building that was on fire.

"Are there people inside?" one firefighter asked the captain on their way to the fire.

"I don't know," the captain said. "We'll have to check." When the firefighters got to the building, the captain ran once around the building. Another firefighter began to unroll the heavy hoses. When the captain came back, he called for more help.

"This is a big fire," the captain said. "Send more trucks."

Two firefighters ran into the building. Smoke and flames were everywhere. Thankfully, no one was inside. The firefighters ran out of the building.

Soon, more trucks showed up. The trucks were full of water. All of the firefighters sprayed the building with water from the trucks. It took a long time, but they put out the fire. Then the firefighters went back to the station.

SKILL PRACTICE Read the question. Fill in the bubble next to the correct answer.

- The firefighters in the passage _____.
 - get ready slowly
 - care about people
 - drive the truck badly
 - only want to fight fires
- When the bell rings, the firefighters are _____.
 - at the station
 - fighting a fire
 - driving their truck
 - in someone's home
- Most of the passage takes place _____.
 - at the fire station
 - in the firetruck
 - at a big building
 - beside a water truck
- The firefighters in the passage _____.
 - want to eat their lunch
 - are afraid of the fire
 - work hard to put out the fire
 - do not listen to the captain

STRATEGY PRACTICE Tell a partner what you know about firefighters.

Adding Suffixes to Phonetic Skills 1 and 2

stopping
ended

Skills Review

- A *suffix* is one or more letters added to the end of a word.
- Sometimes, adding a suffix to a word makes a new word or changes the part of speech.
- To add the suffixes *-ing*, *-ed*, *-er*, and *-est* to Phonetic Skill 1 words, double the consonant before adding the ending.
- To add the suffixes *-ing*, *-ed*, *-er*, and *-est* to Phonetic Skill 2 words, words that end in *x*, and words that end in Special Vowel Combinations, just add the suffix.

DECODING

To prove words with suffixes:

1. Prove the base word.
2. Rewrite the word with the suffix. (Check for two consonants before adding the suffix.)
3. Underline the suffix.

hōp hopping

tēst tested

A. Underline the suffix in each word.

clapping bumped lifting fastest smaller

B. Prove the base word. Rewrite the word with the suffix. Then underline the suffix.

Example: sit (-ing) sitting

1. slip (-ing) _____ 4. buzz (-ing) _____

2. plant (-er) _____ 5. big (-est) _____

3. rust (-ed) _____ 6. fix (-ing) _____

READING

Read the letter. Notice the Phonetic Skill 1 and Phonetic Skill 2 words with suffixes.


Dear Fred,


You asked for some news about the track team.

Bill Strut is our tallest, strongest, and fastest runner. Ron Snell is a smaller man but a strong jumper. He jumped six feet at the last meet. Ron says he is planning to win the high jump, and I'm betting he will!

The meet will be held at the high school. I hope you are planning to come. I'll see you then.

Don





Minute 81

Name _____

1.
$$\begin{array}{r} 16c \\ + 24c \\ \hline \end{array}$$
 2. Write the time. _____

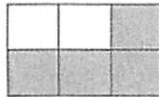


3. Is this a line of symmetry?
Circle: Yes or No



4. Write the number five hundred three. _____
5.
$$\begin{array}{r} 98 \\ - 10 \\ \hline \end{array}$$

6. What fraction of the rectangle is shaded? Circle the answer.



- $\frac{2}{6}$ $\frac{3}{6}$ $\frac{4}{6}$












7. $79 + 10 =$ _____


Use the pictograph to complete questions 8-10.

8. How many children like to go to the zoo?
_____ children
9. Do more children like the park or the zoo?

10. How many children like the aquarium? _____ children

Favorite Field Trip

Zoo	  
Park	  
Aquarium	    

 = 2 children

READ THE PASSAGE Notice how the characters act toward Kevin.

Day 32

Broken Arm

Kevin was playing soccer at the park. His team was doing great, and Kevin was kicking the ball toward the goal. Suddenly, he tripped over the ball and fell sideways onto the field. Ouch! Kevin landed on his arm. It hurt badly.

Coach ran over to Kevin on the field. "Hang in there, Kevin. I know it hurts. We'll get you to a doctor." Kevin's parents ran onto the field. The players on both teams clapped as Kevin's father helped him walk to the car.

The hospital was big, clean, and shiny. The people there were nice. They took a picture of Kevin's arm. Then the doctor told Kevin that there was a crack in one of the bones. He put a big white cast on Kevin's arm. He gave him a marker, too. Kevin's parents were the first ones to write on his cast. His friends would write on it later.

SKILL PRACTICE Read the question. Fill in the bubble next to the correct answer.

- Where is Kevin when he gets hurt?
Ⓐ at a park
Ⓑ on his street
Ⓒ at his school
Ⓓ in a backyard
- Which word describes the coach?
Ⓐ mean
Ⓑ understanding
Ⓒ loud
Ⓓ angry
- What does the doctor do that is kind?
Ⓐ He tells Kevin his arm is broken.
Ⓑ He writes on Kevin's cast.
Ⓒ He takes a picture of Kevin's arm.
Ⓓ He gives Kevin a marker so people can write on his cast.
- Which word describes the hospital?
Ⓐ dirty
Ⓑ scary
Ⓒ clean
Ⓓ gloomy

STRATEGY PRACTICE Underline words in the story that help you picture the characters and the setting.

Adding Suffixes to Phonetic Skills 1 and 2

APPLICATION ACTIVITIES

A. Write the base word for each word with a suffix.

Example: hopping hop

1. winning _____

2. fastest _____

3. stronger _____

4. smallest _____

5. jumped _____

6. taller _____

7. running _____

8. planned _____

B. Complete the sentences with the correct word.

clapped	smaller	hottest	asked	camping
---------	---------	---------	-------	---------

1. This summer is the _____ one in years.

2. She _____ if she could come.

3. Raj is _____ in the hills with a tent.

4. Sam _____ at the end of the show.

5. My cat is _____ than your cat.

C. Draw a circle around the words that need the final consonant doubled before adding one of the appropriate suffixes *-ing*, *-ed*, *-er*, or *-est*. Underline the words in which the suffix can just be added.flathunt

fix

stop

bend

snag

split

limp

plot

tend


stuff

plan

sift

trip

set



Minute 82


Name _____

1. Circle the fraction that names the shaded part:

$\frac{2}{5}$ $\frac{3}{5}$ $\frac{4}{5}$



2. Tricia swam for 2 hours. Write what time she stopped.

Start Time  End Time _____

3. Color one box for the vegetable each child likes.
4 children like peas. 5 children like carrots.

Favorite Vegetables

Peas					
Carrots					

4. $\begin{array}{r} 14 \\ +78 \\ \hline \end{array}$ 5. A swimming pool holds more than 1 liter of water.
Circle: True or False

6. A rectangle has _____ corners and _____ sides.

7. $63 - 10 =$ _____

8. $247 =$ _____ hundreds _____ tens _____ ones

9. $6 + 6 + 6 =$ _____  +  + 

10. A cup holds more than 1 gallon. Circle: True or False

READ THE PASSAGE Notice what in the passage is fantasy.**Upside-Down World**

Darcy and Eva were lying with their heads upside down over the edge of the bed. They were looking through the big window near the bed. The window went all the way down to the floor. When the girls looked through the window upside down, everything looked different. A tree grew “down” toward the sky. The sky looked like a huge blue pool.

“I wish I could climb down to those branches,” Darcy said.

“Me, too,” Eva said. Suddenly, she floated through the window. She held on to the trunk of the tree. “Wow!” said Eva. “Let’s go!” She slid down to the top of the tree.

“Wheel!” said Darcy as she swung from a branch. Her feet hung over the sky. “Watch this!” she said. She sailed through the air and landed on top of a streetlight. Darcy swung her legs as she sat on the top of the light. “Let’s fly down to those white, puffy clouds!” The girls put their arms out like wings. Poof! They landed on a soft cloud.

“Yum! This cloud tastes like whipped cream,” Eva said.

SKILL PRACTICE Read the question. Fill in the bubble next to the correct answer.

1. Where does the passage begin?

- Ⓐ in a tree
- Ⓑ on a bed
- Ⓒ in a pool
- Ⓓ on a cloud

2. Which one could really happen?

- Ⓐ sliding down to the top of a tree
- Ⓑ landing on a cloud
- Ⓒ floating through the window
- Ⓓ swinging from a branch

3. Which one is make-believe?

- Ⓐ a window that goes to the floor
- Ⓑ playing a fun game
- Ⓒ tasting a cloud
- Ⓓ looking through a window

4. The passage stops being real when _____.

- Ⓐ Eva floats through the window
- Ⓑ Eva slides down to the treetop
- Ⓒ Darcy sits on a streetlight
- Ⓓ Darcy hangs her feet over the sky

STRATEGY PRACTICE Tell a partner about an imaginary game you have played.



Skills Review

- The suffix *-ed* has three sounds. The sound of the consonant that immediately precedes *-ed* determines the correct pronunciation of the suffix *-ed*.
- Following voiceless letters (⊖) (such as *f, k, p, s, x*), the sound is /t/ (*skipped*).
- Following voiced letters (⊕) (such as *n, m, b, g, v, l, z*, and vowels), the sound is /d/ (*sobbed*).
- When words end in *t* or *d*, the sound of *-ed* is /ɪd/ (*planted; ended*).

DECODING

When decoding words with the suffix *-ed*:

1. Write and prove the base word.
2. Rewrite the word with the suffix. (Check for two consonants before adding the suffix.)
3. Underline the suffix.

A. Underline the suffix in each word.

mixed buzzed ended landed pressed

B. Prove the base word. Rewrite the word with the suffix *-ed*. Then underline the suffix.

Example: mix mixed

1. hum _____

4. buzz _____

2. smell _____

5. step _____


3. stress _____

6. ask _____

READING

Read the phone message. Notice the words with the suffix *-ed*.

RETURNED YOUR CALL	WANTS TO SEE YOU
MESSAGE <i>Hi Julie, it's Jan.</i>	
<i>I called to tell you about Meg's date! I helped her get her hair fixed. She looked so cute all dressed up. But I must tell you how the date ended! They stopped out front, walked to the door, and her date hugged her. He got so flustered that he tripped and twisted his ankle! All in all, Meg loved the evening. Call me for more details!</i>	



Minute 83

Name _____

1.
$$\begin{array}{r} 51 \\ - 47 \\ \hline \end{array}$$

2. Write the number six hundred two. _____

3. A trash can holds more than 1 liter. Circle: True or False

For questions 4 and 5, find the pattern. Write what comes next.

4. \$0.33 \$0.34 \$0.35 _____

5. \$1.24 \$2.24 \$3.24 _____

6. $406 =$ _____ hundreds _____ tens _____ ones


7. Write the name of the solid.



8. $33 + 10 =$ _____

9.
$$\begin{array}{r} 590 \\ - 274 \\ \hline \end{array}$$

10. Write the fraction that names the shaded part.



$\frac{\quad}{4}$

READ THE PASSAGE Notice where the story becomes fantasy.**Part of the Show**

"I love this part of the movie," Gabe said. "I always want to be in it."

"Me, too!" said his brother Sam. "We would be cowboys." The boys were in their living room. The next moment, they were inside the TV! Gabe was riding a horse and had a long rope in one hand.

"Wow! You look good in a cowboy hat, Sam. Watch me lasso that cow!" Gabe swung his rope in a circle in the air. Then he threw the loop over a cow's head. "How did I do that?" Gabe asked.

"You are in a cowboy movie!" Sam said. "That cow was running away from the herd. I'll bet it would have gotten lost if you hadn't caught it with your rope."


The boys rode after the herd for a while. They felt like real cowboys. Then they saw some riders in black hats on the top of a nearby hill.

"Oh, no. It's the bad guys," Gabe said. "Let's go home." And the boys jumped back into their living room.

SKILL PRACTICE Read the question. Fill in the bubble next to the correct answer.

- The passage is about two boys who _____.
 - ride horses in a rodeo
 - become part of a movie
 - learn to take care of cows
 - wear cowboy hats
- Which one is make-believe?
 - roping a cow
 - riding a horse
 - going inside a TV
 - acting in a Western movie
- Which one could be real?
 - a rope appearing in your hand
 - jumping through the TV
 - a horse appearing under you
 - wanting to be a cowboy
- The story stops being real when the boys _____.
 - leave their living room
 - have fun riding horses
 - jump back into their home
 - see bad guys on the hill

STRATEGY PRACTICE Share what you saw in your mind with a partner.



Three Sounds of -ED

APPLICATION ACTIVITIES

- A. Circle the final consonant. Write the voiceless symbol (\ominus) in the blank if the circled letter is voiceless. Write the voiced symbol (\textcircled{v}) in the blank if the circled letter is voiced.

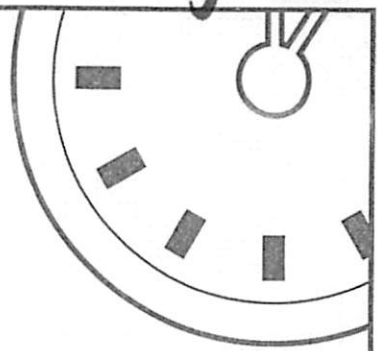
Example: drop \textcircled{p} \ominus

- | | | |
|---------------|---------------|----------------|
| 1. call _____ | 4. fix _____ | 7. dress _____ |
| 2. rub _____ | 5. help _____ | 8. bag _____ |
| 3. stop _____ | 6. trip _____ | 9. trim _____ |

- B. Write the words under the correct column. If the suffix *-ed* is pronounced like the voiceless /t/, write the word under the "/t/ (\ominus)" column. If the suffix *-ed* is pronounced like the voiced /d/, write the word under the "/d/ (\textcircled{v})" column. If the suffix *-ed* is pronounced /id/, write the word in the "/id/" column. (Letters between slash marks "/" represent sounds.)

added	dropped	fitted	grabbed	pulled
bagged	ended	fixed	jumped	stopped
buzzed	filmed	frosted	dressed	tested

/t/ (\ominus)	/d/ (\textcircled{v})	/id/
		<i>added</i>



Minute 84

Name _____

1. There are 4 quarts in 1 gallon. Circle: True or False

For questions 2 and 3, add and multiply to find how many there are in all.

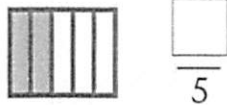
2. $2 + 2 + 2 + 2 =$ _____ $4 \times 2 =$ _____



3. $3 + 3 =$ _____ $2 \times 3 =$ _____




4. Write the fraction that names the shaded part.



5. Which weighs more? Underline the answer.
an apple a watermelon

6. $6 + 3 + 5 =$ _____

7. Write how many squares cover the shape.
The area of the shape is _____ squares.



8. Use $<$, $>$, or $=$. thirty-nine _____ 37

9. Write the time. _____



10. Write the amount.



+ 53¢ = \$ _____

READ THE PASSAGE Think about why the writer used fantasy in the passage.**Tito Cares**

"Please give me some nuts!" screeched the monkey. Tito jumped and stared.

"What's wrong?" asked the monkey. "You look scared."

"It scares me that you talk like a person," Tito said.

"Don't be afraid," said the monkey. "Only good people can hear me."

"I can't believe it," Tito thought to himself as he walked away from the monkey cage. He went to see the tigers next.

"Hey," said the biggest tiger as it stretched. "What's a cool cat like you doing here?"

"Losing my mind, I guess," said Tito. "Animals are talking to me."

"You are finding your mind, not losing it," laughed the tiger. "We only talk to people who understand. We talk to people who care." The tiger winked at Tito.

"I do care about animals," said Tito, "but what good does that do?"

"There are many things you can do to protect us," said the tiger. "We depend on you."

SKILL PRACTICE Read the question. Fill in the bubble next to the correct answer.

1. Where does the passage take place?

- Ⓐ in a zoo
- Ⓑ in a jungle
- Ⓒ at a circus
- Ⓓ at a pet store

2. Which word describes Tito?

- Ⓐ silly
- Ⓑ tired
- Ⓒ careless
- Ⓓ surprised

3. Which one is make-believe?

- Ⓐ a boy who looks at animals
- Ⓑ a tiger in the zoo
- Ⓒ animals that talk like people
- Ⓓ a monkey that eats nuts

4. Which one could really happen?

- Ⓐ A tiger laughs.
- Ⓑ A tiger stretches.
- Ⓒ A tiger winks at a boy.
- Ⓓ A tiger talks like a person.

STRATEGY PRACTICE Discuss with a partner animals that need protection.

**Skills Review**

- Most Common Words are words that are used often when reading and sometimes do not follow phonetic skills.

Most Common Words List 7

who much think only two its our
 here over also walk back other after

A. Read the story. Circle the Most Common Words from List 7.

I love to visit my grandma. She is getting old, but I think she is still so much fun. She is the only person who can make me feel so good. After school, I walk over to her house. When I get there, she says, "Come here and give me a hug!"

Our favorite thing to do is to play games together. We can play for two hours and not get tired. We also like to do other things like look at her big tree and pick fruit off its branches.

When I leave Grandma's house, I already can't wait to go back!

B. Write the missing letters to complete the Most Common Words.

1. t _ _

6. _ a _ k

11. _ f _ e r

2. m _ _ h

7. _ _ r

12. i _ _

3. h _ r _

8. _ _ i n k

13. a _ s _

4. _ n _ y

9. o _ _ r

14. w _ _ k

5. w _ _

10. o _ _ e r


STEM Journal Reflection Page

Describe the Challenge you picked:

Why did you pick this challenge?

Describe how your solution works:

In the box below sketch picture of what you made (if you did something on another page, include those instead)



What was challenging about this project? How did you overcome these challenges?

What did you learn while doing this challenge?


Name: _____

Persuasive Writing

Facebook

Do you agree or disagree with the statement below?

No child should have a Facebook account unless he or she is over 13 years old.



State your opinion and use details to support your point of view.

Distance Learning Log: 2nd Grade_____

BONUS WEEK: Week 8

	Monday Day 36	Tuesday Day 37	Weds Day 38	Thurs Day 39	Friday Day 40
Please stay in contact with your child's teacher regarding information regarding the end of the school year.					
Reading: <i>Students will read and answer questions about main idea and Key details.</i>	Choose 2 books to read from RAZKids, the passages provided or your own collection. -Complete passage "Fantastic Caverns" p.179 -Record titles in reading log.	Choose 2 books to read from RAZKids, the passages provided or your own collection. -Complete passage "Math Matters" p.180 -Record titles in reading log.	Choose 2 books to read from RAZKids, the passages provided or your own collection. -Complete passage "The Big Hill" p.181 -Record titles in reading log.	Choose 2 books to read from RAZKids, the passages provided or your own collection. -Complete passage "The Book Report" p.182 -Record titles in reading log.	Choose 2 books to read from RAZKids, the passages provided or your own collection. -Complete passage "Seo Turtles" p.183 -Record titles in reading log.
Phonics <i>Students will blend, spell, and code words with blends, plurals, and possessives.</i>	Day 36: Most Common Word List 7 -Complete day 36 p. 76 -Reading Horizons online	Day 37: phonetic skill 3 -Complete day 37 p. 77 -Reading Horizons online	Day 38: phonetic skill 3 -Complete day 38 p. 78 -Reading Horizons online	Day 39: Phonetic skill 4 -Complete day 39 p. 79 -Reading Horizons online	Day 40: Phonetic Skill 4 -Complete day 40 p. 80 -Reading Horizons online
Writing:	<ul style="list-style-type: none"> ● Read Prompt, "If I Were a Doctor..." ● Choose a type of doctor and state your choice in your opening sentence. ● Write 3-5 sentences describing what your job would be like. ● Write a conclusion. ● Check your work for spelling, punctuation, and capitalization. 				
Math <i>Students will review concepts: addition and subtraction, time, money, skip counting, and measurement.</i>	Day 36: Spiral Review -Complete Minute 85 worksheet p.92 -IXL (optional)	Day 37: Spiral Review -Complete Minute 86 worksheet p.93 -IXL (optional)	Day 38: Spiral Review -Complete Minute 87 worksheet p.94 -IXL (optional)	Day 39: Spiral Review -Complete Minute 88 worksheet p.95 -IXL (optional)	Day 40: Spiral Review -Complete Minute 89 worksheet p.96 -IXL (optional)
STEM <i>Students will complete a STEM challenge using engineering design.</i>	Choose one activity from the STEM challenge page and circle it. -Complete Week 8 Reflection page "describe the challenge" and "why did you pick this?"	Continue STEM activity from Monday -Create your activity! -Complete Week 8 Reflection page: "Sketch what you made"	Continue STEM activity. Fill out Journal Reflection Page. -Complete Week 8 Reflection page: "Describe how your solution works"	Continue STEM activity. Fill out Journal Reflection Page. -Complete Week 8 Reflection page: "What was challenging? And "What did you learn?"	Continue STEM activity. -Complete any unfinished part of the STEM Journal Reflection Week 8 .
Parent Signature	x_____	x_____	x_____	x_____	x_____


Distance Learning Log: 2nd Grade_____
Weekly Reading Log
BONUS WEEK

Day	Titles	Authors
Mon		
Tues		
Wed		
Thurs		
Fri		

Comments/Questions about weekly work:



Minute 85



Name _____

1. 8 quarts are less than 1 gallon Circle: True or False

For questions 2 and 3, add and multiply to find how many there are in all.

2. $5 + 5 + 5 =$ _____ $3 \times 5 =$ _____

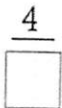
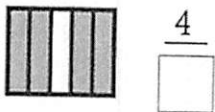


3. $3 + 3 + 3 =$ _____ $3 \times 3 =$ _____



4. $45 - 10 =$ _____

5. Write how many equal parts there are.



For questions 6 and 7, circle if each weighs more or less than 1 kilogram.

6. a chair more less

7. a banana more less



weighs about 1 kilogram

8.
$$\begin{array}{r} \$3.85 \\ - 1.34 \\ \hline \end{array}$$

9. $110 + 10 =$ _____

10. Circle what you would use to measure the length of your arm:
 inches feet pounds

READ THE PASSAGE Ask yourself, "Why did the author write the passage?"**Fantastic Caverns**

Do you want to see something really cool? Go to Fantastic Caverns! It is an underground cave in the state of Missouri. There are many caverns in North America. But this is the only one with a cave wide enough to drive through. To see the inside of the cave, visitors ride in open cars pulled by a jeep.

Down they go. They ooh and ah. The cave is very beautiful! It is filled with shapes that have been formed by water. Minerals in the water have formed rock towers that grow up from the cave floor. Other shapes hang down from the ceiling of the cave. These shapes are strange and wonderful. This cave feels like a magical place.

There is no natural light in the cave. Different kinds of cave fish live in the dark water. Bats fly through the dark air. They are very clever. They do not need light.

Who do you suppose found this hidden cave? A farmer's dog! Imagine how surprised the townspeople were. The cave had been beneath them all along.

SKILL PRACTICE Read the question. Fill in the bubble next to the correct answer.

- According to the author, Fantastic Caverns is a good place to _____.
 - live
 - fish
 - camp
 - visit
- The author thinks bats are _____.
 - scary
 - clever
 - magic
 - lonely
- The author says this cave is _____.
 - wider than many others
 - more hidden than others
 - darker than many others
 - more magical than others
- The author wrote the passage to _____.
 - tell you a make-believe story
 - scare you into staying above ground
 - tell you about a special cavern
 - let you know about a farmer's dog

STRATEGY PRACTICE What is the author's purpose in the second paragraph?




Most Common Words List 7

C. Circle the hidden Most Common Word to complete each sentence. Use the sentence as a clue. Then write the word on the line.

Example: naqg~~g~~hostli (Who are you?)

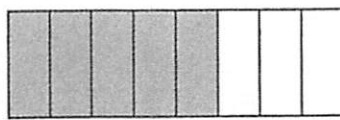
1. thinkchlexu (I _____ she is so fun.)
2. mipgmuchlpw (We have so _____ fun.)
3. tiwhofmoel (She is the one _____ can make me feel good.)
4. tredskonlyj (She is the _____ one.)
5. jafterkgoerl (I go there _____ school.)
6. bwalkxapret (I _____ over to her house after school!)
7. overpeikawl (I go _____ to her house.)
8. matghereciu (Come _____!)
9. twobkempl (We play games for _____ hours.)
10. pertepxits (We pick fruit off _____ branches.)
11. nabourlemk (That is _____ favorite thing to do.)
12. efrialsotha (We _____ like to do other things.)
13. rbackstidef (I can't wait to go _____!)
14. decracothert (I like this one and the _____ one.)



Minute 86

Name _____

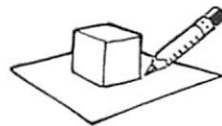
1. Write what fraction is shaded.



$\frac{\square}{8}$

2. $85 - 10 = \underline{\hspace{2cm}}$

3. Circle what you will see if you trace the shape:




A B C

4. $75 + 10 = \underline{\hspace{2cm}}$

Use the bar graph to complete questions 5-7.

Children's Favorite Snack

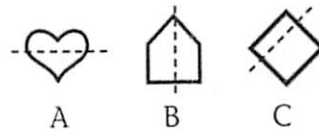


5. Which snack is the most favorite?

6. How many more children chose pretzels than fruit? _____ more children

7. What is the least favorite snack? _____

8. Circle the shape that shows a line of symmetry:



9. Use < or >. $856 \underline{\hspace{1cm}} 956$

10. Write the number six hundred eleven. _____

READ THE PASSAGE

Remember the ways the author says we use math every day.

Day 37

Math Matters

Who cares about times tables? Why do we have to learn math? You may feel that math is not important. It does matter, though. We use it every day.

Imagine going to buy an ice-cream cone. You look at the coins you have. You must add the value of each coin to the others. Do you have enough to buy a cone? If so, how much change should you get back? You are using math.

Say you are playing kickball. You use math to tally the score. You use math to form the teams, too. You take the number of players and divide that number by two.

When you grow up, you will use math even more. Grown-ups use math for banking. They use it for shopping and traveling. Math matters a lot. You'll see!

SKILL PRACTICE

Read the question. Fill in the bubble next to the correct answer.

- The author thinks math is _____.
Ⓐ very useful
Ⓑ very confusing
Ⓒ only used by children
Ⓓ only used to keep score
- The author says we use math _____.
Ⓐ once a week
Ⓑ every day
Ⓒ once a year
Ⓓ once a month
- The author thinks that some children do not _____.
Ⓐ think math is important
Ⓑ like to eat ice-cream cones
Ⓒ like to have money in their pockets
Ⓓ like to play games with their friends
- The author says grown-ups _____.
Ⓐ use math a lot
Ⓑ think math is just for children
Ⓒ need to learn more math
Ⓓ only use math for shopping

STRATEGY PRACTICE

Discuss with a partner how each of you uses math every day.

**Skills Review**

- When the vowel stands alone (or has no guardian), the vowel sound is *long*.
- Exceptions to this rule: *to, the, do, who, two*. (These exception words are taught in the Most Common Words lessons.)

DECODING

To prove the vowel sound in a Phonetic Skill 3 word:

1. Go under the word left to right. Place an x under the vowel.
2. There are no guardian consonants. Move up and over the vowel.
3. The vowel stands alone in the word, so mark the vowel long with the long vowel mark (—).

g \bar{o}
x

h \bar{i}
x

A. Prove the words.

we

me

so

be

I

no

READING

Read these sentences. Notice the Phonetic Skill 3 words.

I must get a gift for my mom. I asked Jo if she would help me. We will go shopping. It will be good to have Jo's help. I am so glad she did not say no.

**APPLICATION ACTIVITIES**


A. List four words that follow Phonetic Skill 3 from the sentences above.

1. _____

2. _____

3. _____

4. _____



Minute 87

Name _____

1. Use $>$, $<$, or $=$. $25¢$ _____ $10¢ + 10¢$
2. Write 10 less and 10 more. _____ $\overset{\cdot}{6}35$ _____
3. $849 =$ _____ hundreds _____ tens _____ ones
4.
$$\begin{array}{r} \$394 \\ - 133 \\ \hline \end{array}$$
5. Write what comes next. $947, 948, 949,$ _____
6. The area of the shape is _____ squares.

7. Write three hundred five. _____
8. $85 + 10 =$ _____
9. Tristan has 182 baseball cards. Camille has 128 baseball cards. Who has the most baseball cards? _____
10. How many months are in 1 year? _____ months

READ THE PASSAGE Notice how Hannah's feelings change.

The Big Hill

Hannah stood at the top of the hill. The bottom looked very far away. She felt a little afraid, but ready. She would ski down the big hill today.

"All set, Hannah?" Dad asked. "Are you sure you want to do this?"

"Yes, I am," Hannah said loudly. She remembered how she had gotten scared last time. She rode the chair lift back down to the bottom. Dad said it was OK, but she felt bad.

The lodge below looked like a toy. Hannah thought about the hot chocolate that was sold there. She liked to sit by the fire with her ski boots off and warm her toes.

The first turn was the hardest. After that, it became easier. "Nice turn!" called Dad. "I'm right here. Follow me. Turn where I do."

Hannah followed Dad. The lodge grew closer and closer. When they were near the bottom, Hannah smiled. "Now you follow me!" she said.

SKILL PRACTICE Read the question. Fill in the bubble next to the correct answer.

- What do you think Dad will do next?
 - follow Hannah
 - take off his skis
 - go ahead of Hannah
 - ride the chair lift to the bottom
- What do you think Hannah will want when they get to the lodge?
 - a hot dog
 - warm soup
 - a hamburger
 - hot chocolate
- What will Hannah probably do when she sits by the fire?
 - tell Dad she wants to go home
 - take off her boots
 - sign up for a lesson
 - choose a new sport
- What might happen the next time Hannah goes to the top of the hill?
 - She will fall down the hill.
 - She will forget how to ski.
 - She will feel less afraid.
 - She will ride the chair lift down.

STRATEGY PRACTICE Ask a partner some questions about the passage that begin with *Why*.



Phonetic Skill 3

B. Read each word. Is the vowel short or long? Write the word in the correct column and prove the word.

he	big	go	help	got	hi
----	-----	----	------	-----	----

_____ _____ _____	_____ <i>hē</i> _____ _____
-------------------------	--------------------------------------

C. Write each word under the picture if rhymes with. More than one word matches the same picture.

we	so	hi	go	I
he	me	no	be	



toe




fly

3

three

_____ _____ _____	_____ _____ _____	<i>we</i> _____ _____ _____
-------------------------	-------------------------	--------------------------------------



Minute 88

Name _____

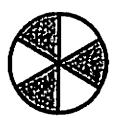
- Write the number one hundred twenty-five. _____
- Use $<$, $>$, or $=$. 2 dimes _____ 20¢

Use the table to complete questions 3 and 4.

Katie's Chores

Job	Start Time	Amount of Time Job Took
Put away toys	8:30	10 minutes
Make bed	9:15	15 minutes

- What time did Katie finish putting away her toys? _____
- What time did Katie finish making her bed? _____
- Write the fraction.



shaded parts



equal parts

- Use $<$, $>$, or $=$.
Eighty-seven _____ 78
- Use $<$, $>$, or $=$.
$$\begin{array}{r} 18¢ \\ + 25¢ \\ \hline \end{array}$$
- Write 100 less. _____ 250
- $11 + 20 =$ _____

- Write how many hours have passed.
_____ hours



READ THE PASSAGE Think about what Evan should do.

The Book Report

Evan knew he should have been working on his book report. He had to draw a picture of part of the book they were reading in class. Evan was going to draw the town where the family in the book lives. He would draw little streets, the store, the post office, and the school. In the middle of the picture, he would draw the family's house with their dog, Rusty, beside it.

The picture was due on Friday. Friday? That was tomorrow! How had it come so fast? Evan kept meaning to work on the picture, but other things got in the way. His dog wanted to go for a walk. His friends asked him to play ball.

This was his last day to work on the picture. Evan put a piece of paper on the table. He put some colored pencils beside it. He wondered if there were any good shows on TV!

SKILL PRACTICE Read the question. Fill in the bubble next to the correct answer.

- What will Evan probably do next?
 - turn on the TV
 - finish his book report
 - take his dog for a walk
 - get a snack
- What is likely to happen at school on Friday?
 - Evan will surprise his teacher.
 - Evan will go home sick.
 - Evan will not have a book report.
 - Evan's teacher will be happy.
- Evan had a plan, but he probably _____.
 - decided it was not a good one
 - had a hard time completing it
 - let his friends talk him out of it
 - did not have paper and pencils
- If Evan learns a lesson, next time he will probably _____.
 - not care about the book report
 - do the book report right away
 - buy new colored pencils
 - ask his friends to do his book report

STRATEGY PRACTICE Write about a time when you waited to do something important.




Skills Review

- When the vowel *e* comes at the end of a word, the *e* is *silent*, making the first vowel sound *long*.
- The consonant between the first vowel and silent *e* cannot act as a guardian consonant because the *e* makes the first vowel sound long.

DECODING

To prove the vowel sound in a Phonetic Skill 4 word:

1. Move *under* the word, moving left to right. Place an x under the first vowel and under the vowel *e*.
2. Move up and over the *e*. Draw a line straight down through the vowel *e* and the x below it, making it silent.
3. Move left across the consonant to the first vowel.
4. The *e* causes the first vowel sound to be long, so mark the vowel long.



A. **Circle** the words that have a long vowel sound.

state plan take side man same
late can vote life red sun

B. Prove these words.

cute safe make time
drive rule home name

READING

Read the ad.
Notice the
Phonetic Skill
4 words.

Jane's Travel Co.


Do you want to go on a fun trip but don't want to spend a lot of time and money to plan it?

We'll help you plan your trip for a great price!

On your trip, you'll:

- Take a nice plane flight.
- Stay in a cute home on the lake.
- Go on a nine mile bike ride around the lake.
- Enjoy fine dining at night.
- Go on a drive to a cave.

You'll like your trip so much that you'll hate to go home!



Minute 89

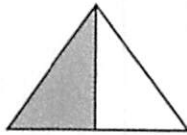
Name _____

1. There are 8 days in 1 week. Circle: True or False

2. Write the time. _____



3. Write the fraction.



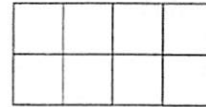
shaded parts



equal parts

4.
$$\begin{array}{r} 43\text{¢} \\ - 15\text{¢} \\ \hline \end{array}$$

5. The area of the shape is _____ squares.



For questions 6 and 7, add and multiply to find how many there are in all.

6. $5 + 5 =$ _____ $2 \times 5 =$ _____




7. $4 + 4 + 4 =$ _____ $3 \times 4 =$ _____



8. Read the thermometer.
Circle how many degrees:

60°F 70°F 80°F



9. A balloon is lighter than 1 kilogram.
Circle: True or False

10.
$$\begin{array}{r} 353 \\ - 128 \\ \hline \end{array}$$

READ THE PASSAGE

Ask yourself what the author wants you to know.

Day 40

Sea Turtles

What could be cuter than a baby sea turtle? It would fit in the palm of your hand. You can see sea turtles on Anna Maria Island in Florida. The turtles are protected there.

Summer visitors can go on special walks. They go early in the morning. Guides lead visitors to a beach where the turtles lay their eggs. The walkers must be very quiet. They must not scare the turtles!

Sea turtles travel hundreds of miles to lay their eggs. They go back to the same beach each year. Each one lays 70 to 150 eggs! The eggs are small, round, and white. They look like ping-pong balls. Two months later, the babies will hatch. Then they will crawl to the water. They will ride ocean currents east to a part of the Atlantic Ocean with lots of seaweed. They will float safely and grow there.

SKILL PRACTICE

Read the question. Fill in the bubble next to the correct answer.

- The author thinks baby sea turtles look _____.
 - ugly
 - cute
 - round
 - white
- If visitors scared the turtles, the turtles might _____.
 - lose the eggs
 - bite the visitors
 - not lay eggs
 - go to a new beach
- What will the turtles likely do after they grow up?
 - go back to where they hatched
 - swim farther west
 - stay in the seaweed
 - find a new beach to live
- The author wants you to _____.
 - learn about ping-pong balls
 - know how to be quiet
 - know where seaweed grows
 - learn about sea turtles

STRATEGY PRACTICE

Write a question about sea turtles that you thought of while you were reading.



Phonetic Skill 4

APPLICATION ACTIVITIES

A. Add a silent *e* to each word to make a new word.

Example: cap cape

- | | |
|---------------|--------------|
| 1. quit _____ | 5. cub _____ |
| 2. tap _____ | 6. not _____ |
| 3. cod _____ | 7. hop _____ |
| 4. tub _____ | 8. rip _____ |

B. Write the correct word by adding a silent *e* to the end of the word in parentheses.

Example: If you want to go on a trip, call Jane. (Jan)

- We'll choose the best _____ for your trip! (**sit**)
- Enjoy every _____ of your meals! (**bit**)
- Go on a trip _____ for you! (**mad**)
- Get the best _____ in town! (**rat**)
- You'll like your trip so much that you'll _____ to go again next year! (**hop**)

C. Find and circle the silent *e* words in the word search. Words can go down ↓, across →, or diagonal ↘.

S	A	L	E	E	U	O
S	M	I	L	E	O	C
S	T	O	V	E	E	Q
I	H	Q	K	E	D	G
Z	L	I	N	E	A	A
E	C	U	T	E	T	M
T	T	W	A	V	E	E

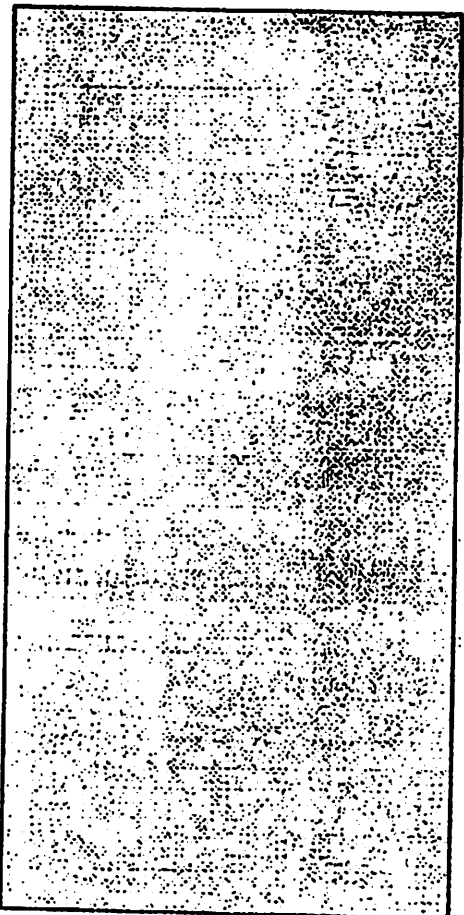
date	line	smoke
cute	sale	stove
game	size	tune
hole	smile	wave

STEM Journal Reflection Page

Describe the Challenge you picked:

Why did you pick this challenge?

In the box below sketch picture of what you made (if you did something on another page, include those instead)



Describe how your solution works:

What was challenging about this project? How did you overcome these challenges?

What did you learn while doing this challenge?
